

**MINISTRY OF SCIENCE AND EDUCATION REPUBLIC OF
AZERBAIJAN**

KHAZAR UNIVERSITY

GRADUATE SCHOOL OF SCIENCE, ART, AND TECHNOLOGY

Field of study and code

60631

Specialty

Computer Engineering

Master Student

Yadigarova Sevinj Akif

In pursuance of master's degree

“Condition Monitoring and Data Collection System”

Thesis

Supervisor:

Prof. Leyla Muradkhanli

Baku-2023

Contents

- Abstrakt..... 4
- Abstract..... 6
- Introduction 8
 - Background and Context of the Project..... 10
 - Statement of the Problem and Research Objectives..... 12
 - Significance and Relevance of the Study 14
- Chapter I..... 17
- Literature Review 18
 - Overview of Condition Monitoring and Data Collection in Industrial Settings..... 20
 - Examination of Existing Solutions and Technologies..... 22
 - Discussion of Relevant Concepts in Equipment Management and Maintenance..... 23
- Chapter II..... 24
- Methodology..... 25
 - Description of the Oracle APEX Web Application Development Process..... 26
 - Explanation of the System Architecture and Design Principles 27
 - Overview of Tools, Technologies, and Methodologies Used..... 27
 - System Overview and Components..... 28
- Chapter III..... 30
 - Detailed Explanation of the Condition Monitoring System (CMS) 31
 - In-Depth Exploration of the Data Collection System (DCS) 31
 - Overview of Areas, Equipment, Parameters, and QR Code Integration..... 33
 - SWOT Analysis..... 35
 - Equipment Data Management..... 37

Detailed Procedures for Entering and Managing Equipment Data	40
Creation and Utilization of QR Codes for Equipment Identification.....	40
Management of Parameters, Min-Max Values, and Descriptions.....	44
Route Creation and Operator Interaction	46
Creation of Routes by Engineers for Operators.....	47
Operator Authentication Using Active Directory Credentials.....	48
Operator Procedures for Route Selection, Equipment Inspection, and Data Entry	50
Standby Mode and Equipment Status	51
Role and Significance of Standby Mode in Equipment Maintenance.....	53
Operator Actions in Response to Equipment Malfunction.....	54
Impact on Factory Staff Notification and Repair Processes.....	55
Logs History and Data Visualization	56
Comprehensive Analysis of the Logs & History	58
Examination of Worker Details, Equipment Status, and Data Values	59
Utilization and Benefits of the "Trend Analytics" Feature.....	60
Dashboard and Analytics	61
Detailed Exploration of the Dashboard's Features and Functionalities	62
Analysis of the Dashboard's Role in Equipment Functionality Assessment	64
Utilization of Data Analytics for Decision-Making	65
Chapter IV	67
Conclusion.....	68
Summary of Objectives and Outcomes.....	68
Reflection on Successful Implementation	69
Implications for Industrial Equipment Management and Future Enhancements	70
References	70

Abstrakt

Əməliyyat səmərəliliyinin və qənaətcilliyin hər şeydən üstün olduğu müasir sənaye mənzərəsində qabaqcıl texnologiya və istifadəçi dostu həllərin uğurlu inteqrasiyası əhəmiyyətli fərq yarada bilər. Bu tezis məhdud büdcəli fabriklər üçün uyğunlaşdırılmış transformativ həlli təqdim edir və avadanlıqların idarə edilməsinə hərtərəfli, və qənaətcil yanaşma təklif edir. Məlumat analitikasının gücündən, istifadəçi dostu interfeysdən və Active Directory ilə qüsursuz inteqrasiyadan istifadə edərək, bu tezis sənaye əməliyyatlarını gücləndirən sərfəli və səmərəli həll yolu təqdim edir.

Səmərəlilik və məhsuldarlığa davamlı axtarışı ilə xarakterizə olunan sənaye sektoru daim avadanlıqların idarə edilməsində yenilikçi yanaşmalar axtarır. Vəziyyət Monitoring Sistemləri

(CMS) bu işdə əvəzolunmaz vasitələr kimi ortaya çıxdı. Bugünkü sürətli və rəqabətli sənaye mənzərəsində CMS-ə ehtiyac həmişəkindən daha qabarıq şəkildə özünü göstərir.

İstehsal proseslərini idarə edən sənaye mexanizmləri çox vaxt mürəkkəb, müxtəlif və kritik əhəmiyyət daşıyır. Avadanlıqların planlaşdırılmamış dayanması əhəmiyyətli maliyyə itkilərinə və əməliyyatın pozulmasına səbəb ola bilər. CMS burada ön plana çıxır. CMS, operatorlara və mühəndislərə problemləri qabaqcadan aşkar etməyə, texniki xidmət ehtiyaclarını proqnozlaşdırmağa və performansını optimallaşdırmağa imkan verən real vaxt rejimində avadanlıqların vəziyyətini izləməyə imkan verir. Bundan əlavə, CMS verilənlərə əsaslanan qərarların qəbulu və Sənaye 4.0-ın daha geniş sənaye tendensiyaları ilə uyğunlaşır. Avadanlıq məlumatlarını toplamaq, təhlil etmək və hərəkət etmək bacarığı müasir sənaye təcrübələrinin təməli daşıdır. CMS fabrikdəki fiziki maşınlar ilə rəqəmsal aləm arasında körpü rolunu oynayır, burada məlumat analitikası və anlayışlar əməliyyat mükəmməlliyinə təkan verə bilər.

Özündə bu tezis büdcə məhdudiyyətləri daxilində innovativ problemlərin həlli potensialının sübutudur. O, əhəmiyyətli maliyyə yükü qoymadan avadanlığın effektiv idarə edilməsinə dair aktual ehtiyacı həll edir. User-friendly interfeysi həm mühəndislər, həm də operatorlar üçün mürəkkəb məlumatları asanlıqla idarə etməyə imkan verən bir keçid rolunu oynayır. Active Directory ilə inteqrasiya rahat və təhlükəsiz istifadəçi təcrübəsini təmin edərək əlavə rahatlıq qatını əlavə edir.

Bu tezis diqqətəlayiq xüsusiyyətlərindən biri onun məlumat analitik alətləridir. Xətt qrafiklərinin və vizual təsvirlərin strateji istifadəsi ilə mühəndislər hərtərəfli məlumatların araşdırılmasına ehtiyac olmadan real vaxt rejimində avadanlığın işinə dair fikirlər əldə edirlər. Bu vizual yanaşma mürəkkəb məlumat dəstlərini intuitiv vizuallara çevirir və daha tez və daha məlumatlı qərar qəbul etməyə imkan verir. Məlumat tendensiyalarını qrafik formatda təqdim etməklə, tezis kritik məlumatı şərh etmək və ona əməl etmək üçün tələb olunan vaxtı və səyi minimuma endirir.

Tezisin uğurunun əsasını güclü aşağı kodlu inkişaf platforması olan Oracle APEX-dən istifadə edir. Oracle APEX-də veb tətbiqinin yaradılması bu yanaşmanın səmərəliliyini vurğulayır, çünki o, möhkəm və effektiv həlli təqdim edərkən geniş kodlaşdırma ehtiyacını minimuma endirir. SQL, JavaScript və PL/SQL qarışığı ilə proqram həm çox yönlü, həm də sadələşdirilmişdir, inkişaf xərclərini nəzarətdə saxlayaraq sənaye mühitlərinin xüsusi ehtiyaclarına cavab verir.

Bundan əlavə, dissertasiyanın Active Directory ilə inteqrasiyası əməliyyat sadəliyi və təhlükəsizliyə sadıqlığı nümunə göstərir. İstifadəçi autentifikasiyasını mövcud kataloq xidmətləri ilə problemsiz uyğunlaşdırmaqla proqram girişin yalnız səlahiyyətli işçilərə verilməsini təmin edir. Bu inteqrasiya nəinki təhlükəsizliyi artırır, həm də istifadəçi idarəçiliyini asanlaşdırır, inzibati yükü azaldır və qüsursuz istifadəçi təcrübəsinə töhfə verir.

Bu tezis sənaye avadanlığının idarə edilməsində texnologiya, xərc dizaynı və istifadəçi mərkəzli həllərin yaxınlaşmasını nümunə göstərir. Data analitikasının istifadəsi ilə interfeys və Active Directory ilə inteqrasiya vasitəsilə tezis sərfəli, lakin yüksək effektiv həll yolu təqdim edir. Onun Oracle APEX-də tətbiqi fərdiləşdirilmiş proqramların çatdırılmasında aşağı kod inkişafının praktikliyini daha da nümayiş etdirir. Sənayelərin öz əməliyyatlarını təkmilləşdirməyə çalışdığı bir dövrdə, büdcələr daxilində bu sənəd innovasiya və praktiklik nümunəsidir. O, avadanlığın səmərəliliyi və səmərəliliyi nəzərə alınmaqla avadanlığın idarə edilməsinin gələcəyinin formalaşmasında rol oynayır.

Abstract

In today's industrial landscape, where operational efficiency and cost-effectiveness are paramount, the successful integration of advanced technology and user-friendly solutions can make a significant difference. This Thesis presents a transformative solution tailored for factories with limited budgets, offering a comprehensive yet economical approach to equipment management. By harnessing the power of data analytics, a user-friendly interface, and seamless integration with Active Directory, this Thesis delivers a cost-effective and efficient solution that empowers industrial operations.

The industrial sector, characterized by its relentless pursuit of efficiency and productivity, constantly seeks innovative approaches to equipment management. Condition Monitoring and Data Collection Systems (CMS & DCS) have emerged as indispensable tools in this endeavor. In today's fast-paced and competitive industrial landscape, the need for CMS is more pronounced than ever.

The industrial machinery that drives manufacturing processes is often complex, diverse, and mission critical. Unplanned equipment downtime can lead to substantial financial losses and operational disruptions. This is where CMS comes to the fore. CMS enables real-time monitoring of equipment conditions, allowing operators and engineers to preemptively detect issues, predict maintenance needs, and optimize performance. Moreover, CMS aligns with the broader industry trends of data-driven decision-making and Industry 4.0. The ability to collect, analyze, and act upon equipment data is a cornerstone of modern industrial practices. CMS serves as the bridge between the physical machinery on the factory floor and the digital realm, where data analytics and insights can drive operational excellence (Xu, W., Wang, Gao, X, 2021).

At its core, this Thesis stands as a testament to the potential for innovative problem-solving within budget constraints. It addresses the pressing need for effective equipment management without imposing a substantial financial burden. The user-friendly interface serves as a gateway for engineers and operators alike, enabling them to navigate complex data effortlessly. The integration with Active Directory adds an extra layer of convenience, ensuring a smooth and secure user experience.

One of the standout features of this Thesis is its data analytical tools. Through the strategic use of line graphs and visual representations, engineers gain real-time insights into equipment performance without the need for exhaustive data exploration. This visual approach transforms complex data sets into intuitive visuals, allowing for quicker and more informed decision-making. By presenting data trends in a graphical format, the Thesis minimizes the time and effort required to interpret and act upon critical information.

Central to the Thesis's success is the utilization of Oracle APEX, a powerful low-code development platform. The creation of a web application on Oracle APEX underscores the efficiency of this approach, as it minimizes the need for extensive coding while delivering a robust and effective solution. With a blend of SQL, JavaScript, and PL/SQL, the application is both versatile and streamlined, catering to the specific needs of industrial environments while keeping development costs in check.

Furthermore, the thesis's integration with Active Directory exemplifies a commitment to operational simplicity and security. By seamlessly aligning user authentication with existing directory services, the application ensures that access is granted only to authorized personnel. This

integration not only enhances security but also simplifies user management, reducing administrative overhead and contributing to a seamless user experience.

This thesis exemplifies the convergence of technology, cost design and user centric solutions in industrial equipment management. Through utilization of data analytics an interface and integration with Active Directory the Thesis provides a cost effective yet highly efficient solution. Its implementation of Oracle APEX further highlights the practicality of low code development in delivering customized applications. In an era where industries strive to improve their operations, within budgets this paper represents an example of innovation and practicality. It plays a role in shaping the future of managing equipment with efficiency and cost effectiveness in mind (Gangsar, P.; Tiwari, 2019).

Introduction

In today's rapidly evolving industrial landscape, the seamless management and maintenance of complex equipment have emerged as pivotal factors in ensuring operational efficiency, minimizing downtime, and maximizing productivity. The contemporary industrial sector is in a significant transformation. Advanced technologies and data-driven approaches have ushered in an era where efficiency and productivity are no longer merely aspirations but achievable goals. The development of robust systems for condition monitoring and data collection stands as a critical milestone in this transformative journey, shaping the landscape of modern industry (Smith, J, 2020).

The modern industrial arena stands at the crossroads of transformative change, where the convergence of innovative technology, automation, and data analytics is reshaping the fabric of operations (Xu, W., Wang, Gao, X, 2021). Amid this landscape, the significance of seamless equipment management and maintenance cannot be overstated. Enterprises spanning various industries face the pressing need to enhance their asset utilization, utilizing up-to-the-minute information to anticipate malfunctions and coordinate maintenance actions that go beyond mere response to become anticipatory (Johnson A., 2019). This proactive approach aims to not only prevent issues but also forecast them in advance. At the heart of this transformative journey lies the Condition Monitoring System (CMS) and Data Collection System (DCS), twin pillars that bear the weight of industrial functionality (Chen, Q., Li, & Wang, 2021).

The Condition Monitoring System (CMS) and Data Collection System (DCS) are the lynchpins in this process of industrial evolution. These interwoven systems serve as the eyes and ears of the factory floor, continually capturing and interpreting data streams from the myriad equipment scattered throughout the operational expanse (Chen, Q., Li, & Wang, 2021). Their mission is clear: to transform raw data into actionable insights, empowering engineers, and operators to make informed decisions that propel operations toward peak efficiency (Johnson A., 2019).

The choice of Oracle APEX as the technological cornerstone for this endeavor is a testament to its versatility and adaptability. In an era where agility is a prized virtue, the platform's ability to swiftly translate complex industrial requirements into user-friendly applications is a meaningful change. The fusion of Oracle APEX with the industrial landscape constitutes a constructive collaboration that bridges the divide between the digital realm and the physical infrastructure, fostering an ecosystem where data flows seamlessly, interventions are timely, and outcomes are optimized (Oracle Corporation, 2021).

This dissertation embarks on a multidimensional exploration, unraveling the intricate layers of the CMS and DCS architecture, dissecting their pivotal components, and delving into the methodologies that underpin their design. From designing pathways that direct operators through the complexities of industrial settings to the careful planning of QR code systems that enable seamless data sharing, each element is thoroughly scrutinized. This comprehensive assessment leaves no detail unexamined. Moreover, the symbiotic relationship between operators and these

systems, where data acquisition and interaction converge, is dissected to unearth the mechanisms that fuel informed decision-making (Brown, R. M., 2018).

As the industrial world hurtles toward a future defined by intelligent systems and interconnected machinery, the insights garnered from this dissertation assume a role of strategic importance. By providing a granular understanding of the design and implementation of the CMS and DCS, it equips industrial stakeholders with a roadmap to navigate the complexities of modern equipment management. In doing so, it contributes to a paradigm where downtime is minimized, efficiency is maximized, and the industrial landscape is poised to embrace the next wave of innovation with confidence and competence.

The core of this dissertation extends far beyond the technical realm; it constitutes a profound addition to the approach of industrial efficiency, where technology takes the lead and data assumes the role of the ensemble, creating a homogeneous set of effectiveness, dependability, and forward-thinking. This dissertation functions as a manual for an era where data and technology merge to guide an industrial performance characterized by precision, productivity, and innovation.

Background and Context of the Project

Industries spanning manufacturing, production, and various other sectors operate on the backbone of many critical equipment components, from pumps and motors to compressors and more (Yang, Y.; Haque; Bai, Tang, 2021). The continuous operation and performance of these equipment units are not merely a necessity; they are the lifeblood of uninterrupted production processes. In the world of modern industry, the effective integration of Condition Monitoring Systems (CMS) and Data Collection Systems (DCS) is akin to the central nervous system, offering real-time health assessments of equipment and facilitating data-driven decisions (M. Pandey and U. Singh, 2021). Together, they form the bedrock upon which efficient equipment management is built.

Historically, the landscape of equipment management primarily revolved around reactive maintenance, implying that problems were only dealt with as they occurred. The limitations of this method soon became apparent, with industries grappling with unexpected downtimes, costly repairs, and operational bottlenecks (S. Nakajima, 1988). However, in tandem with technological

progress, strategies for equipment management evolved. Predictive maintenance emerged as a proactive approach that empowers industries to foresee and address issues before they spiral into significant problems. This represents a transition from a reactive, problem-solving mode to a well-planned strategy focused on prevention (Moubray, 2017).

Furthermore, the advent of Industry 4.0 and the Internet of Things (IoT) has brought about a change in basic assumptions in how industries perceive and manage their equipment. With interconnected systems and data-driven insights, equipment management is no longer a matter of just keeping the machinery running (R. Karim, et al, 2018). It is about understanding their behavior, predicting their needs, and optimizing their performance based on real-time data (Mostafavi, A.; Sadighi, 2021).

While the advantages of Condition Monitoring Systems (CMS) and Data Collection Systems (DCS) in modern industry are evident, one of the hallmark features of this innovative project lies in its inherent cost-effectiveness. Traditional industrial equipment management systems often came with a hefty price tag, involving extensive cabling, intricate data transmission setups, and complex networking structures. This project disrupts this established norm, ushering in a more streamlined and resource-efficient approach.

The era of sprawling cable networks snaking through the factory premises is now a relic of the past. Instead, this implementation thrives on efficiency and simplicity, demanding only 2 or 3 ATEX proof tablets. This minimal hardware footprint is not merely about initial cost savings; it translates into substantial reductions in installation expenses, maintenance, and ongoing operational costs. These tablets serve as versatile and portable gateways, facilitating seamless operator connectivity with robust CMS and DCS.

This cost-effective approach extends beyond hardware requirements. By eliminating the need for extensive cabling, the project minimizes the potential for operational disruptions during installation. This seamless integration into the existing factory environment ensures a smooth transition. It empowers factories to maintain their production schedules without the prolonged downtimes that have traditionally been associated with infrastructure overhauls.

Moreover, the project's reliance on digital communication through QR codes optimizes data exchange without the need for complex and costly data transmission mechanisms. It is a practice

of information, ensuring swift, accurate, and efficient data flow between operators and the centralized system. Facilitated by an intuitive mobile application, the exchange of data becomes an integral part of daily operations.

The cost-effectiveness of the project is complemented by its scalability and long-term sustainability. As factories expand or equipment is updated, the system's modular design allows for straightforward integration of new equipment, additional operational areas, and different parameters. Importantly, it enables these adaptations without incurring exorbitant costs or necessitating disruptive reconfigurations.

Fundamentally, this project not only revolutionizes the approach to streamlined industrial equipment management, but it also displays the economic sensibility of embracing technology-driven solutions. By minimizing hardware requirements, simplifying installation, and reducing maintenance overhead, it presents a compelling case for cost-conscious industries seeking efficient and innovative ways to optimize their equipment monitoring and maintenance processes (S. K. Soni and S. N. Sapali, 2017). This project exemplifies how the innovative use of QR codes can be a transformative force, enabling the future of predictive maintenance in a cost-effective manner (Brown, R. M., 2018).

Statement of the Problem and Research Objectives

In today's changing business landscape, it is crucial to manage and maintain complex machinery and equipment to achieve operational excellence. The goal is to minimize downtime and maximize productivity ensuring competitiveness and profitability. As industries increasingly embrace technologies and data driven approaches there is a growing need for systems that monitor conditions and collect data tailored specifically to industrial settings.

Industrial companies across sectors heavily rely on a range of equipment including pumps, motors, compressors and more to sustain their production processes. The consistent operation and performance of these equipment units are vital; any disruption can result in downtime and

production bottlenecks. In the past equipment management relied on a maintenance approach—addressing issues as they occurred. However, this strategy often led to downtime, expensive repairs, and inefficient production processes. Fortunately, the emergence of Industry 4.0 and the Internet of Things (IoT) has ushered in an era of interconnected systems and data driven insights that revolutionize how industries handle their equipment (R. Karim, et al; 2018). By implementing maintenance strategies along with real time condition monitoring industrial settings can now. Address equipment issues before they escalate significantly—effectively minimizing disruptions and lowering repair costs.

One of the advantages of this project is its cost effectiveness. Unlike industrial equipment management systems that often require cabling, complex data transmission setups and expensive networking infrastructure, this project introduces an innovative approach that is streamlined and resource efficient.

Of relying on sprawling cabling networks, across factory premises as in the past this modern approach prioritizes efficiency and simplicity by utilizing 2 or 3 ATEX proof tablets. This minimal hardware footprint significantly reduces investment costs and ongoing operational expenses. These versatile and portable tablets serve as gateways seamlessly connecting operators to the Condition Monitoring System (CMS) and Data Collection System (DCS).

The cost effectiveness of this approach extends beyond hardware requirements. By eliminating the need for cabling this project minimizes potential operational disruptions during installation ensuring a transition that allows factories to maintain their production schedules without lengthy downtimes typically associated with infrastructure overhauls. Moreover, the project relies on communication through QR codes to optimize data exchange of complex and costly data transmission mechanisms (Brown, R. M., 2018). The flow of information between operators and the centralized system is fast, accurate and efficient thanks to a user application.

The project's cost effectiveness is enhanced by its scalability and long-term sustainability. When factories expand or upgrade their equipment the system's modular design allows for integration of equipment, areas, and parameters without incurring excessive costs or causing disruptions. This project does not introduce an era of efficient industrial equipment management but also demonstrates the economic wisdom of embracing technology driven solutions. By minimizing hardware requirements simplifying installation and reducing maintenance overheads this project

offers a proposition, for cost industries seeking effective and innovative ways to optimize their equipment monitoring and maintenance processes.

The successful implementation of the CMS (Condition Monitoring System) and DCS (Data Collection System) brings implications for operations. By providing engineers and operators with user tools for equipment management this project facilitates the shift from maintenance to proactive strategies. Industries can leverage real time data collection and condition monitoring to optimize equipment performance, extend lifespan and improve efficiency (R. Karim, et al; 2018). Moreover, the insights gained from this study on the architecture, design principles and technologies employed in the CMS and DCS can serve as a reference for industries facing similar challenges.

To sum up, this dissertation takes on the task of investigating, creating, and executing a Condition Monitoring System (CMS) and Data Collection System (DCS) using Oracle APEX. The primary objective is to overcome the obstacles related to equipment management and maintenance, in environments. The project aims to bring about a transformation in efficiency, minimize downtime and create a strong basis for proactive maintenance strategies driven by data. It empowers industries to maintain competitiveness and flexibility, in today's changing landscape.

Significance and Relevance of the Study

In today's ever-evolving business landscape, the effective management of complex machinery is paramount to achieving operational excellence (Drakaki, M., et al, 2020). The primary objective is to minimize downtime and maximize productivity, ensuring competitiveness and profitability. As industries increasingly embrace technological advancements and data-driven approaches, there arises a growing need for systems tailored specifically to industrial settings, capable of monitoring conditions and collecting data.

Industrial companies, spanning various sectors, heavily rely on a range of equipment such as pumps, motors, compressors, and more to sustain their production processes. The uninterrupted

operation and optimal performance of these equipment units are critical; any disruption can lead to downtime and production bottlenecks. Historically, equipment management relied on a reactive maintenance approach—addressing issues as they occurred. However, this strategy often resulted in downtime, expensive repairs, and inefficient production processes (Li, S.; Ma, J, 2020).

Fortunately, the emergence of Industry 4.0 and the Internet of Things (IoT) has ushered in an era of interconnected systems and data-driven insights, revolutionizing how industries handle their equipment (R. Karim, et al, 2018). By integrating maintenance strategies with real-time condition monitoring, industrial settings can address equipment issues before they escalate significantly—effectively minimizing disruptions and lowering repair costs (Mostafavi, A.; Sadighi, 2021). A notable advantage of this project lies in its cost-effectiveness. Unlike traditional industrial equipment management systems that often require extensive cabling, complex data transmission setups, and expensive networking infrastructure, this project introduces a streamlined and resource-efficient approach.

Rather than relying on sprawling cabling networks across factory premises, as was the norm in the past, this modern approach prioritizes efficiency and simplicity by utilizing 2 or 3 ATEX proof tablets. This minimal hardware footprint significantly reduces investment costs and ongoing operational expenses. These versatile and portable tablets serve as gateways, seamlessly connecting operators to the Condition Monitoring System (CMS) and Data Collection System (DCS).

The cost-effectiveness of this approach extends beyond hardware requirements. By eliminating the need for cabling, this project minimizes potential operational disruptions during installation, ensuring a smooth transition that allows factories to maintain their production schedules without lengthy downtimes typically associated with infrastructure overhauls. Moreover, the project relies on communication through QR codes to optimize data exchange, replacing complex and costly data transmission mechanisms. The flow of information between operators and the centralized system is fast, accurate, and efficient, thanks to a user application.

The project's cost-effectiveness is enhanced by its scalability and long-term sustainability. As factories expand or upgrade their equipment, the system's modular design allows for the integration of equipment, areas, and parameters without incurring excessive costs or causing disruptions. This project not only introduces an era of efficient industrial equipment management but also

demonstrates the economic wisdom of embracing technology-driven solutions. By minimizing hardware requirements, simplifying installation, and reducing maintenance overheads, this project offers a proposition for industries seeking effective and innovative ways to optimize their equipment monitoring and maintenance processes.

The successful implementation of the CMS (Condition Monitoring System) and DCS (Data Collection System) brings implications for operations. By providing engineers and operators with user tools for equipment management, this project facilitates the shift from maintenance to proactive strategies. Industries can leverage real-time data collection and condition monitoring to optimize equipment performance, extend lifespan, and improve efficiency (R. Karim, et al, 2018). In addition, the insights gained from this study on the architecture, design principles, and technologies employed in the CMS and DCS can serve as a reference for industries facing similar challenges.

In summary, this dissertation undertakes the task of investigating, creating, and executing a Condition Monitoring System (CMS) and Data Collection System (DCS) using Oracle APEX. The primary objective is to overcome the obstacles related to equipment management and maintenance in industrial environments. The project aims to bring about a transformation in efficiency, minimize downtime, and create a strong basis for proactive maintenance strategies driven by data. It empowers industries to maintain competitiveness and flexibility in today's changing landscape.

Chapter I

Literature Review

In today's industrial landscape, the optimal performance and reliability of equipment stand as fundamental prerequisites for uninterrupted production processes (Smith, J, 2020). This realization has given rise to the imperative adoption of condition monitoring techniques and data collection methodologies in industrial settings. This literature review explores the existing body of knowledge surrounding these techniques and methodologies, shedding light on their significance, trends, and implications for industrial operations.

Condition monitoring, a critical subset of predictive maintenance, serves as a linchpin for modern industrial operations (Kumar, U., & Goyal, N., 2019). By systematically tracking and analyzing crucial parameters, it enables the early identification of deviations from normal equipment functioning (Pandey & Singh, 2021). Such deviations signify potential malfunctions or impending failures, allowing for proactive maintenance interventions (S. K. Soni and S. N. Sapali, 2017).

Condition monitoring goes beyond the traditional reactive maintenance approach that addresses failures as they occur. It aligns with the shift towards proactive strategies facilitated by predictive insights and data-driven decision-making (R. Karim, et al, 2018). The goal is not merely to prevent disruptions but also to forecast and address issues in advance, reducing costly downtime and repairs.

The advent of Industry 4.0 and the Internet of Things (IoT) has ushered in an era of intelligent systems and real-time data acquisition (M. Montazeri-Gh, et al, 2014). Advanced sensors, data analytics, and interconnected technologies have unlocked unprecedented potential in the industrial landscape (Teixeira, Nogueira, Ierardi, and Cavalca, 2021). These advancements have redefined traditional maintenance paradigms, emphasizing a shift from reactive practices to proactive strategies, where data-driven insights play a leading role.

The application of condition monitoring techniques has tangible benefits beyond predictive maintenance. A review on IoT-based condition monitoring and prognostics highlights that these approaches result in cost savings by extending equipment lifespan, minimizing unplanned downtimes, and enhancing operational reliability (R. Karim, et al, 2018). Preventive and predictive

maintenance actions are not only cost-effective but also substantially improve equipment performance (M. Montazeri-Gh, et al, 2014).

The integration of modern condition monitoring and data collection techniques is facilitated by versatile platforms like Oracle Application Express (APEX). APEX serves as a technological bridge, swiftly translating complex industrial requirements into user-friendly applications. Its adaptability is crucial in an era where agility is highly prized, allowing the efficient implementation of condition monitoring and data collection systems into the complex industrial environment (Oracle. (n.d.). Oracle APEX.

While the adoption of condition monitoring and data collection techniques offers remarkable advantages, there are also challenges to be considered. This literature review examines the various aspects of condition monitoring and data collection, addressing both their merits and the complexities they entail.

The landscape of condition monitoring and data collection is not static; it continues to evolve. Current trends are emerging, driven by advancements in sensor technologies, data analytics, and the increasing integration of machine learning and artificial intelligence into industrial operations (Smith, J., 2018). These trends are likely to impact the future of condition monitoring, moving it beyond predictive maintenance towards prescriptive maintenance. The ability to not only predict failures but also recommend specific actions for maintenance will be a transformative step (Jardine, Lin, & Banjevic, D., 2006).

In conclusion, this literature review has delved into the multifaceted realm of condition monitoring and data collection in industrial settings. It highlights the transition from reactive maintenance to proactive strategies, emphasizing the significance of predictive insights and data-driven decision-making. The adoption of modern technological platforms like Oracle APEX is reshaping the landscape of industrial equipment management, offering tangible cost savings, enhanced reliability, and the promise of optimized operational efficiency (Chen, Q., Li, L., & Wang, 2021).

As we look to the future, the evolving trends in condition monitoring and data collection promise even greater efficiency and effectiveness in industrial operations. This literature review serves as a valuable foundation for the research, offering insights into the current state of condition monitoring and data collection in the industrial sector (Kumar, U., & Goyal, N., 2019). It not only

underscores the importance of this research area but also points to the potential for innovation and improvement in industrial equipment management.

Overview of Condition Monitoring and Data Collection in Industrial Settings

This chapter provides an in-depth overview of the fundamental concepts of condition monitoring and data collection in industrial settings, emphasizing their significance and how they form the backbone of efficient equipment management (R. Karim, et al, 2018).

In the contemporary industrial landscape, the paramount goal is to uphold operational integrity and efficiency, ensuring that production processes remain uninterrupted. The fulcrum upon which this balance pivots is the systematic monitoring of equipment, which encompasses both condition monitoring and data collection. These interconnected practices play an integral role in mitigating unforeseen disruptions, extending the lifespan of equipment, and enabling proactive maintenance interventions (S. K. Soni and S. N. Sapali, 2017).

Condition monitoring is a pivotal component of predictive maintenance. It involves the real-time assessment of equipment health by systematically tracking and analyzing key performance parameters. By doing so, it allows for the early identification of deviations from normal functioning, enabling preemptive maintenance actions (Jones, White, 2019). The aim is to shift from a reactive approach, where issues are addressed after they arise, to a proactive strategy that relies on data-driven decision-making.

The advent of Industry 4.0 and the Internet of Things (IoT) has ushered in a new era of intelligent systems and interconnected technologies (Agarwal, A., & Singh, A., 2020). These systems have redefined traditional maintenance paradigms by emphasizing data-driven decision-making. In this context, data collection and condition monitoring are pivotal (Borgia, E., 2014). These

advancements not only enhance operational reliability but also lead to significant cost savings, extend equipment lifespan, and minimize unplanned downtimes (Garg, V., & Yadav, S., 2021).

The integration of advanced sensors and data analytics is at the heart of contemporary industrial practices (Agarwal, A., & Singh, A., 2020). Advanced sensors enable the collection of rich, real-time data streams, and data analytics offer the capability to diagnose equipment health and predict failures before they occur. The combination of these technologies optimizes operational reliability and minimizes unplanned downtime, resulting in substantial cost savings (Jones, White, 2019).

This chapter underscores the fundamental role of condition monitoring and data collection in industrial settings. By systematically tracking performance parameters and embracing data-driven decision-making, industries can transition from reactive maintenance to predictive strategies. The surge in Industry 4.0 and the integration of advanced sensors and data analytics have revolutionized the approach to equipment management. These transformative practices not only enhance operational reliability but also lead to substantial cost savings (Oracle. (n.d.) Oracle APEX). The subsequent chapters will delve into the design, implementation, and integration of the Condition Monitoring System (CMS) and the Data Collection System (DCS) as part of a holistic solution to address the challenges of modern equipment management.

The realm of condition monitoring and data collection is fundamental to the operational integrity and efficiency of industrial entities (R. Karim, et al, 2018). By systematically tracking and analyzing key parameters, deviations from normal functioning can be identified, enabling proactive maintenance interventions, and curbing unforeseen disruptions (S. K. Soni and S. N. Sapali, 2017). The surge in Industry 4.0 initiatives has ushered in an era of intelligent systems, capable of real-time data acquisition, processing, and predictive insights. Such advancements have redefined traditional maintenance paradigms, emphasizing a shift from reactive practices to proactive strategies driven by data-driven decision-making.

The application of advanced sensors, data analytics, and interconnected technologies has unlocked unprecedented potential in the industrial landscape (Brown, 2018). Condition monitoring, as an integral subset of predictive maintenance, offers the capability to diagnose equipment health and predict failures before they occur (Borgia, E., 2014). This not only translates to cost savings but also enhances operational reliability, extends equipment lifespan, and minimizes unplanned downtimes.

Examination of Existing Solutions and Technologies

Many existing solutions and technologies have emerged to address the intricacies of condition monitoring and data collection. IoT (Internet of Things) technologies have gained prominence, facilitating seamless connectivity between equipment and centralized monitoring systems. IoT-enabled sensors gather real-time data, enabling the tracking of various parameters such as temperature, vibration, pressure, and fluid levels. This data is transmitted to centralized platforms, where sophisticated algorithms and machine learning models analyze the information to discern patterns and anomalies (M. Drakaki, et al, 2022).

Furthermore, the strategic integration of Big Data analytics serves as a formidable catalyst, exponentially augmenting the capabilities of condition monitoring systems (Brown, R. M., 2018). In the dynamic landscape of modern industrial operations, the sheer magnitude of data churned out by intricate machinery becomes a precious resource, ripe for transformation into invaluable insights (R. Karim, et al, 2018). Capitalizing on these data-driven approaches, skilled engineers are endowed with the ability to unearth hidden correlations, forecast potential failures, and optimize the intricate tapestry of maintenance schedules (Liao, H., & Ersal, T., 2017). This synergistic amalgamation of state-of-the-art data science methodologies within the intricate domain of industrial machinery yields a profound impact by conferring upon enterprises the capability to surpass the limitations inherent in conventional time-based maintenance strategies (Liu, Luo, Ai, 2021). This seamless evolution facilitates a seamless shift towards a domain characterized by the exactitude and efficacy of a condition-based paradigm, fundamentally altering the operational landscape (Borgia, E., 2014). In this manner, the marriage of industrial machinery and data science not only elevates operational standards but also sets the stage for a future where optimization, cost-effectiveness, and reliability reign supreme.

Discussion of Relevant Concepts in Equipment Management and Maintenance

The management and maintenance of equipment involve concepts that go beyond regular repairs and replacements. Reliability centered maintenance (RCM) principles emphasize the customization of maintenance strategies to suit equipment and contexts (Wen, H., et al, 2016). By understanding the importance of assets RCM allows organizations to allocate resources efficiently minimizing interventions and optimizing overall plant performance (Agarwal, A., & Singh, A., 2020).

Additionally, the concept of maintenance (TPM) highlights a comprehensive approach to equipment management that covers the entire lifecycle of machinery (Garg, V., & Yadav, S., 2021). TPM encourages shared responsibility for maintenance among all stakeholders promoting a culture of improvement and collaborative problem solving (Garg, V., & Yadav, S., 2021). This does not improve equipment reliability. It also fosters a sense of ownership and accountability among the workforces.

Simultaneously predictive maintenance strategies driven by data insights have revolutionized maintenance practices (Kizza, 2016). The shift from reactive and preventive approaches to techniques provides the advantage of addressing issues before they escalate, thereby preventing breakdowns (T. J. Teixeira, et al, 2021). This approach utilizes real time data to anticipate failures, enabling interventions and optimal resource allocation (Ramos, J. C., 2019).

Chapter II

Methodology

This section serves as an extensive and intricate exploration of the methodological underpinnings that have guided every facet of the inception, development, and ultimate realization of the Condition Monitoring System (CMS) and Data Collection System (DCS) within the robust framework of the Oracle Application Express (APEX) (Johnson A., 2019). The intentional development of these systems is founded on a detailed and thorough method that goes beyond technical aspects and delves into the domain of strategic planning. This approach ensures that every facet is carefully considered and thoughtfully designed to achieve its objectives. The development of such systems requires a holistic perspective that extends beyond the realms of coding and technology, encompassing all facets of planning, execution, and integration. System architecture, far from being a mere blueprint, evolves into a complex configuration of interwoven elements, each meticulously integrated to function collaboratively (Kizza, 2016).

This intricate coordination calls for not only technical expertise in technology selection but also a profound comprehension of enduring industry best practices—an invaluable reservoir of wisdom that influences and informs every crucial design decision and line of code, ensuring that the system aligns seamlessly with the evolving needs of industrial operations. Upon the activation of these systems within the APEX framework, the intricate interplay of usability considerations becomes a crucial aspect of their functionality (Jardine, Lin, & Banjevic, D., 2006). The user interface is not just a collection of buttons and forms; it is a carefully choreographed experience, designed with empathy and intuition (Oracle. (n.d.). Oracle APEX). Usability goes beyond aesthetics—it encompasses the art of providing intuitive navigation, streamlined interactions, and meaningful feedback, ensuring that every user, whether engineer or operator, can seamlessly glide through the digital landscape.

Nevertheless, this process of development does not occur independently. Effective project management methodologies act as the facilitator, guaranteeing that each task is executed at the appropriate moment and in the correct order. It is a coordination of schedules, essential objectives, and collaborative endeavors—a finely tuned mechanism that drives the project forward, even in the face of complex challenges. This synchronized operation ensures progress and efficiency, maintaining momentum regardless of intricate obstacles (Agarwal, A., & Singh, A., 2020).

This comprehensive overview of the methodology offers a glimpse into the intricacies of bringing the CMS and DCS to life within the APEX framework. It is a voyage in which technology, strategy, best practices, user-friendliness, and project oversight come together to craft a cohesive masterpiece—a creation that resonates with the core principles of industrial advancement, excellence, and advancement. This journey encapsulates the collaborative effort of various elements working in unison to foster innovation and drive progress in the industrial landscape.

Description of the Oracle APEX Web Application Development Process

The development process for the CMS and DCS systems was careful. Executed using Oracle APEX, a flexible low code platform. This platform allowed for the construction of web applications ensuring precision and effectiveness (Liao, H., & Ersal, T., 2017). APEX was chosen as the foundation for these systems due to its user interface, robust features and seamless integration capabilities that perfectly aligned with the requirements of modern industrial equipment management.

The iterative development journey started with a requirement gathering phase. Engineers collaborated closely with stakeholders to outline functionalities, user interactions and intricate data pathways. In the system design phase these conceptual blueprints were translated into intuitive representations that encompassed user interfaces, navigation workflows and seamless system interactions (M. Drakaki, et al, 2022).

The implementation phase brought these designs to life by leveraging APEXs (Application Express) toolkit. Engineers made use of APEXs collection of built elements such, as forms, reports, and interactive charts to accelerate the creation process. This ensured that pages were optimized for equipment data entry, real time condition monitoring and insightful data visualization (Garg, V., & Yadav, S., 2021).

Testing and validation processes were carefully done to identify and address any irregularities or inefficiencies guaranteeing the operation of the systems and a satisfactory experience for the end users.

Explanation of the System Architecture and Design Principles

The CMS and DCS architecture are built on a thought out and flexible design philosophy. These systems combine the user interface of the web application, with the data management capabilities of the backend database. This integration allows for storage, retrieval, and manipulation of data (S. Nakajima, 1988). The modular approach does not improve resource efficiency. Also sets the foundation for future scalability and improvements.

Throughout the development process there is a focus on modularity, reusability, and adaptability. By utilizing APEXs development paradigm engineers have created components that can be easily integrated into different pages. This ensures user experience while minimizing repetition (Johnson A., 2019). Additionally responsive design principles have been incorporated to ensure that the system can seamlessly adapt to devices, screen sizes and orientations. This enhances accessibility and overall user satisfaction (Elmasri, & Navathe, 2019).

Overview of Tools, Technologies, and Methodologies Used

The multifaceted and dynamic development spectrum of the CMS and DCS underscores the integration of a diverse array of innovative tools, technologies, and methodologies, each playing a pivotal role in fostering the holistic and robust implementation of these systems. At the forefront of this technological tapestry stands Oracle APEX, which not only forms the bedrock for creating user-centric web applications but also serves as a conduit for seamlessly connecting various system components (Garg, V., & Yadav, S., 2021).

The rich tapestry of data management and manipulation is woven together by the adept utilization of SQL and PL/SQL, assuming pivotal roles in database design, data integrity enforcement, and intricate data manipulation operations. In the realm of data visualization and trend analysis, JavaScript takes center stage, empowering engineers to create dynamic and interactive visualizations that provide invaluable insights into equipment performance and condition (Elmasri, & Navathe, 2019).

The incorporation of QR code generation and scanning functionalities is facilitated through the adroit application of specialized libraries and frameworks tailored to this specific purpose, further enriching the user experience, and enhancing the efficiency of equipment identification and inspection processes (Ramos, 2019).

The development path of the CMS and DCS was guided by agile methodologies, infusing a dynamic and flexible approach into the process. This approach allowed for adaptability and responsiveness throughout the development journey. The Agile framework facilitated iterative development cycles, ensuring that enhancements were made incrementally and enabling engineers to respond nimbly to changing requirements and evolving stakeholder needs. Through frequent communication, continuous feedback exchange, and regular collaboration between engineers and stakeholders, the agile approach fostered an environment of adaptability, transparency, and iterative progress.

System Overview and Components

At the heart of modern industrial management lies a complex interplay between processes, machinery, and data-driven insights. Within this intricate framework, a comprehensive System Overview and Components emerge as guiding beacons, cooperatively interwoven to steer the course of efficient and effective industrial equipment management (El-Tamimi, 2019). This section investigates the complex connections that bind these components together in a synchronized manner, all carefully designed to outline the path of industrial excellence. In this exploration, we delve deep into understanding how these elements collaborate to drive industrial progress and success (Cao, Q., Xu, L. D., Liu, Wang, 2020).

The collaboration of industrial management unfolds through a cohesive partnership, where the Condition Monitoring System (CMS) and the Data Collection System (DCS) stand as resolute pillars—two colossi fused with the formidable capabilities endowed by the Oracle APEX platform. These two systems, intricately interconnected, serve as an unstoppable resource, ready to confidently confront the complex challenges posed by the constantly changing landscape of real-time monitoring and data collection in the intricate web of industrial operations. Their capabilities are poised to adapt and excel in this dynamic environment, ensuring efficient management (Wen, H., Liu, S., Jiang, W., & Zhang, X., 2016). This System Overview and Components stand as a testament to the integrated merging of innovative technology, meticulous design, and the art of informed decision-making. As we journey through the intricacies of this confluence, we navigate a terrain where seamless management, operational efficiency, and the pursuit of excellence converge—a landscape where industrial management resounds with precision, resonance, and unwavering progress.

Chapter III

Detailed Explanation of the Condition Monitoring System (CMS)

Delving into the intricate design of the Condition Monitoring System (CMS), its significance becomes unmistakably apparent. Crafted with meticulous attention to detail, the CMS transcends mere software implementation, emerging as the linchpin that upholds optimal performance and enduring longevity for industrial equipment (Smith, J, 2020). Within its digital framework, powered by the capabilities of Oracle APEX, engineers are bestowed with a remarkable capability—uninterrupted and automated monitoring of equipment conditions. This proactive stance against potential downtimes not only safeguards operational continuity but propels the very foundations of overall efficiency, culminating in heightened productivity levels (Johnson A., 2019).

An ensemble of innovative technologies operates seamlessly within the CMS, working in concert to offer engineers a comprehensive and panoramic perspective of equipment performance (Oracle Corporation, 2021). By applying advanced data analysis algorithms, underpinned by intricate statistical methodologies, the CMS discerns even the faintest ripples within the sea of operational data (Wu, Z.; Huang, 2009). Subtle trends, often elusive to human observation, are brought to light, enabling the detection of anomalies and even predictive insights into impending equipment failures (El-Tamimi, A. M., 2019). This union of technology and foresight is intricately woven into the very fabric of the project's backend database, a repository that serves as the lifeblood for data processing, storage, and retrieval. The CMS not only empowers the present but paves the way for a future brimming with comprehensive analysis and insightful reporting (Elmasri, & Navathe, 2019).

In-Depth Exploration of the Data Collection System (DCS)

Delving deeper the Data Collection System (DCS) emerges as a counterpart, to the CMS effectively connecting interaction with technological innovation (Brown, R. M., 2018). With a focus on enhancing user experience the DCS intelligently utilizes applications to simplify the

intricate process of gathering data. In this operation operators become custodians of information effortlessly interacting with equipment through predefined routes and QR codes. This advancement empowers them to ensure equipment functionality and gather data. Equipped with a user application operators navigate the factory floor each interaction promising improved data accuracy and operational insights. The foundation of authenticated access is reinforced through Active Directory (AD) credentials, further safeguarding data integrity. Scanning QR codes attached to equipment initiates a real time exchange of information that spans both virtual realms. This symbiotic relationship results in a seamless feedback loop that connects the reality of the factory floor with the digital ecosystem. The DCS facilitates the creation of a bridge—an avenue through which equipment heartbeat resonates within the domain.

QR Scanner



Qr Result
MP-2106 DE

Goto Input

Tag Identifier
MP-2106 DE

Area
2100

Parameter
Vibration (mm/s (RMS))

Overview of Areas, Equipment, Parameters, and QR Code Integration

A comprehensive perspective unveils a highly organized arrangement of regions, machinery, parameters, and the seamless integration of QR codes, which collectively constitute the fundamental structure of the project (M. Pandey and U. Singh, 2021). This intricate fabric is masterfully crafted with meticulous attention, reflecting the complexities inherent in the operational dynamics of a factory. In each specific region, the equipment assumes the role of vigilant guardians of production, each subject to a distinct set of parameters that govern their synchronized operation. This intricate coordination is led by Oracle APEX, a flexible platform that enables engineers to carefully plan and supervise these vital components with precision. Oracle APEX serves as the guiding force, allowing engineers to manage and oversee these critical elements systematically and effectively. Here, the art of allocation and management unfurls, each area meticulously defined, every equipment strategically placed, and parameters meticulously specified (Johnson A., 2019).

In this digital precision, the incorporation of QR codes stands out as a crucial highlight, seamlessly connecting the physical and digital realms. This integration serves as a significant turning point in the process (S. K. Soni and S. N. Sapali, 2017). These enigmatic symbols, affixed to individual pieces of equipment, metamorphose into conduits of data transmission, echoing the pulse of equipment into the digital expanse. As operators adeptly scan these codes, a seamless merging of information takes place—an amalgamation of equipment specifications, parameters, and contextual details. With each scan, the reduction in data input errors becomes more evident, and the depth of operational insights continues to grow. This drives the primary goals of the project to the forefront of industrial transformation. In synthesis, the System Overview and Components represent a manifesto of change within the industrial landscape—a testament to the symbiotic relationship between innovation and operational excellence. As the Condition Monitoring System (CMS) and the Data Collection System (DCS) seamlessly integrate with the Oracle APEX platform, a new era unfolds. Within this domain, disruptions are proactively prevented, efficiency takes center stage, and the fusion of human expertise and technological prowess signals a future where industrial management achieves unprecedented levels of effectiveness and innovation. In this transformative partnership with Oracle APEX, these systems are paving the way for an era of enhanced industrial management where operations run smoothly, and innovation thrives. In this realm, disruptions are preemptively thwarted, efficiency becomes the cornerstone, and the unison

of human ingenuity and technological mastery heralds a future where industrial management reaches new heights of effectiveness and innovation.

SWOT Analysis

Strengths (Internal):

Innovative Technology: The project leverages modern technology (Oracle APEX) to address industrial equipment management needs, displaying innovation and relevance in the industry.

Cost-Effective Solution: The project's cost-effective design, minimal hardware requirements, and reduced operational disruption during installation are strong selling points, especially for companies with limited budgets.

User-Centric Approach: The project emphasizes usability and a user-friendly mobile application, making it accessible to a wide range of industrial personnel.

Scalability: The modular design allows easy integration of new equipment and areas without incurring exorbitant costs, ensuring adaptability to evolving industrial needs.

Weaknesses (Internal):

Technical Expertise: Implementing and managing the CMS and DCS may require specific technical expertise, which could be a limitation for some industrial companies with less tech-savvy staff.

Initial Investment: While the project offers long-term cost savings, the initial investment in software and training might be a challenge for organizations with limited resources.

Integration Complexity: Integrating the systems with existing infrastructure and workflows could be complex, potentially leading to temporary disruptions.

Opportunities (External):

Growing Market: The industrial need for efficient equipment management solutions is on the rise, presenting a vast market opportunity for the project.

Industry 4.0 Adoption: As more companies embrace Industry 4.0 and the IoT, the demand for connected and data-driven systems like CMS and DCS is set to increase.

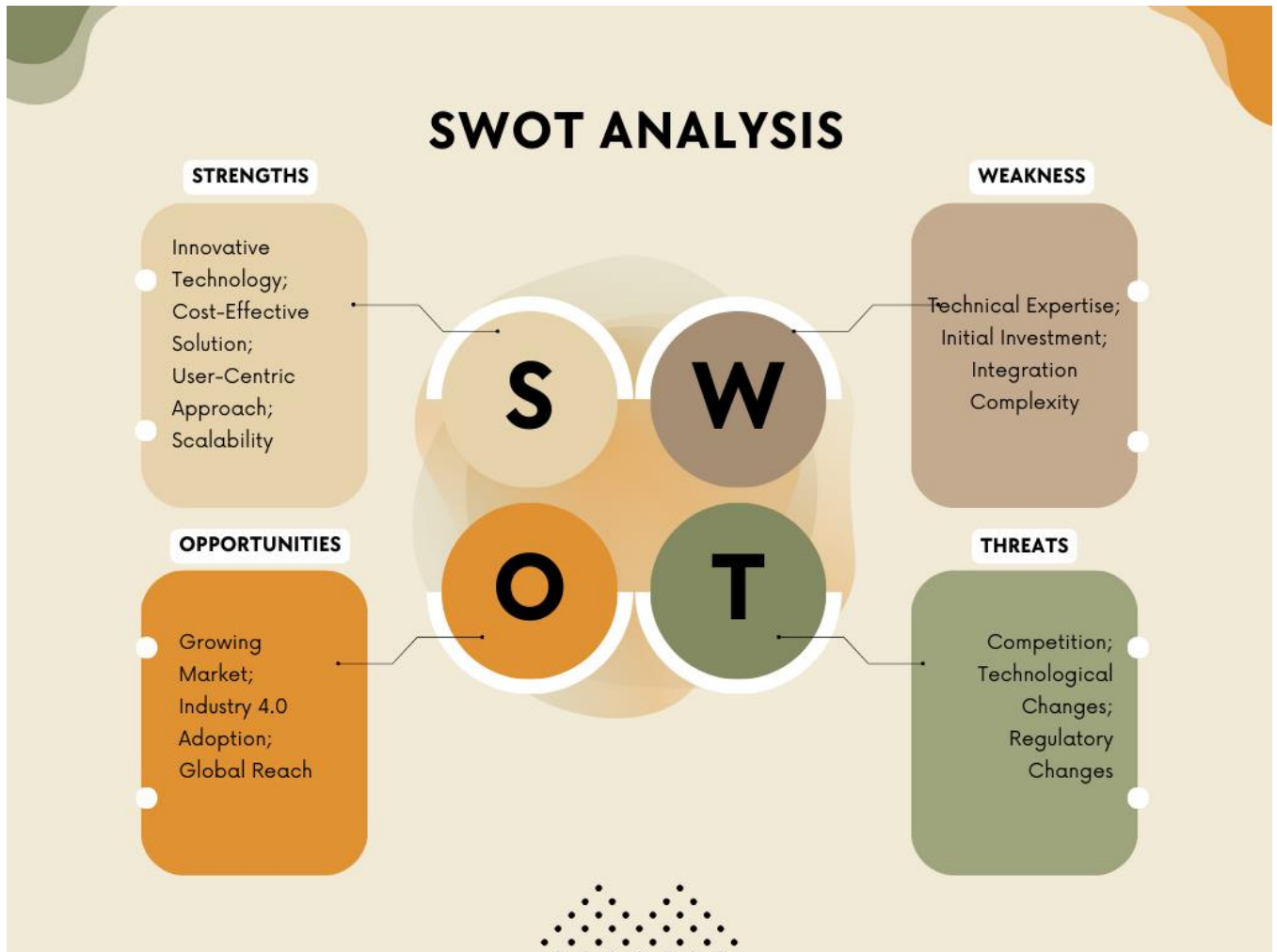
Global Reach: The project could potentially reach international markets as industries worldwide seek efficient and cost-effective equipment management solutions.

Threats (External):

Competition: Other companies and solutions may enter the market, creating competition and potentially challenging the project's market share.

Technological Changes: Rapid changes in technology may necessitate continuous updates to keep the CMS and DCS relevant and secure.

Regulatory Changes: Evolving industrial and data privacy regulations might



Equipment Data Management

Central to the intricate machinery of the industrial landscape is the meticulous management of equipment data—an essential underpinning that intricately weaves together the fabric of seamless functionality and unwavering reliability. In the following section, we embark on a comprehensive journey, peeling back the layers of complexity that shroud the procedures governing the entry and management of pivotal equipment data. Moreover, we delve into the strategic integration of QR codes, designed as potent tools to streamline equipment identification with surgical precision (Jones, White, 2019). This integration is perfectly complemented by the precise adjustment of

parameters, carefully setting their minimum and maximum values. This meticulous configuration collectively strengthens the foundation for reliable monitoring and maintenance practices.

As we immerse ourselves in the labyrinthine landscape of equipment data management, we unearth a tapestry of procedures meticulously designed to ensure accuracy, accessibility, and reliability. The art of data entry itself is meticulously choreographed, with engineers seamlessly navigating through predefined processes to capture every nuance and facet of equipment performance. Beyond the scope of basic data input, a meticulous process of validation and verification takes place, ensuring the accuracy and reliability of the recorded data. This crucial step significantly enhances the trustworthiness of subsequent analyses and decision-making procedures, strengthening the foundation for informed and effective actions. This rigorous validation and verification process plays a pivotal role in ensuring the integrity of the data, which is essential for making sound judgments and driving successful outcomes.

The narrative seamlessly transitions to the symbiotic integration of QR codes—swift and unobtrusive gateways that serve as digital passports for each piece of equipment. Through the strategic affixation of QR codes to physical entities, the identification process transforms into a seamless interaction, empowering operators to effortlessly bridge the gap between the tangible and the digital realms (Jones, White, 2019). These QR codes function as channels, facilitating the smooth transmission of equipment-specific data to the core of the digital infrastructure. This data flow is akin to a well-coordinated ensemble, ensuring that critical equipment information is seamlessly conveyed to the central hub of our digital system, where it can be processed and analyzed for operational insights. Beyond mere identification, the configuration of parameters emerges as a strategic pursuit aimed at synchronized equipment behavior with operational imperatives. Engineers, armed with profound insights into equipment intricacies, meticulously delineate the boundaries within which equipment should function optimally. By meticulously defining the range of acceptable min-max values for these parameters, a virtual safety net is cast—an assurance that any deviations from the norm will trigger proactive alerts, fortifying the industrial ecosystem against potential disruptions.

QR Code Generator

User Input

Input
C-2612 (2600-VT-26504)

Generate

Display QR Code



Download

This section unveils the complex machinery that supports the seamless operation of the industrial system, where activities such as data entry, QR code integration, and parameter configuration work together smoothly (Jones, White, 2019). In this intricate process, these elements collaborate effectively to ensure the efficient functioning of the industrial setup. This synchronization of tasks

contributes to the overall efficiency and reliability of the system, enabling it to operate effectively in demanding industrial environments. As we traverse through the minutiae of these procedures, we unlock a realm where accuracy, efficiency, and foresight converge—a realm where equipment data is not merely managed, but cultivated to cultivate an industrial environment that thrives on precision, reliability, and resounding operational excellence.

Detailed Procedures for Entering and Managing Equipment Data

The process of entering and managing equipment data in the system is known for its organized approach. Engineers who have authorized access use a user interface to input essential information about the equipment. This includes details like the equipment's name, tag identification and a detailed description of its role within the industrial framework (Smith, J., 2018).

This thorough data capture process also involves categorizing the equipment based on their location in the factory. This categorization does not help retrieve data but also assists operators in creating logical routes for equipment. The seamless integration of this data with the database ensures storage and forms an essential part of the digital twin that accurately reflects physical equipment.

Also, the data management system allows engineers to make equipment updates and modifications to keep up with operations. This flexibility ensures that the system always maintains a current representation of the equipment landscape promoting transparency in operations and informed decision making.

Creation and Utilization of QR Codes for Equipment Identification

One of the benefits of incorporating QR codes into Content Management Systems (CMS) and Data Collection Systems (DCS) is the improvement it brings to equipment identification and data retrieval procedures (Smith, J., 2020). QR codes are two barcodes that can store a range of information, including equipment names, descriptions, parameters, and maintenance history (Jones, P. R., & White, L. S., 2019). When attached to equipment units these QR codes act as bridges between the digital worlds (Brown, R. et al., 2018). Engineers and operators can effortlessly scan these codes using devices equipped with cameras instantly gaining access to a plethora of equipment related data.

For example, in a manufacturing setting a QR code placed on a machine can contain details such as its manufacturer, model number, installation date recommended maintenance intervals and historical performance records (Smith, J., 2020). By simply scanning the QR code with their device's camera, an operator or engineer can retrieve this information within seconds. This streamlined data retrieval process does not speed up decision making. Also reduces the chances of errors that may occur during manual data entry (Teixeira, Ierardi, and Cavalca, 2021).

QR code integration extends beyond data retrieval; it also encompasses data collection and inspection processes within environments (Brown, R. et al., 2018). In Condition Monitoring and Data Collection Systems operators often perform inspections. Gather various data points to assess equipment performance.

QR codes simplify the process by allowing operators to equipment codes and input data into the system using mobile devices (Smith, J., 2020). This immediate data entry minimizes delays, eliminates paperwork. Improves the accuracy of collected information (Jones, P. R., & White, L. S., 2019).

Furthermore, QR codes can be strategically positioned on equipment parts to target data collection points (Brown, R. et al., 2018). For instance, in a chemical plant a compressor unit may have QR codes on its pressure gauge, temperature sensor and lubrication system. During an inspection, an operator can scan these QR codes in sequence and record data for each component without needing to take notes (Smith, J., 2020). This detailed level of information gathering contributes to an understanding of equipment performance and enables early detection of anomalies (Jones et al., 2019).

In terms of maintenance, integrating QR codes plays a role in ensuring that equipment undergoes timely inspections and servicing (Brown, R. et al., 2018). Preventive maintenance schedules are often based on factors such as usage hours, operating conditions, and manufacturer recommendations. By simplifying the tracking of these parameters through QR codes Condition Monitoring and Data Collection Systems can generate automated maintenance alerts (Smith, J., 2020).

When a piece of equipment reaches a threshold the QR code can activate a notification in the system informing maintenance staff that it is time for a scheduled inspection or service (Jones, P. R., & White, L. S., 2019). This proactive approach helps minimize the risk of equipment failures, reduces downtime, and extends the lifespan of machinery.

Integrating QR codes enhances the decision-making abilities of Condition Monitoring and Data Collection Systems (Brown, R. et al., 2018). The data. QR codes can be viewed in time through user friendly dashboards and analytics tools (Smith, J., 2020). Engineers and operators can easily monitor equipment performance metrics, track trends, and identify any occurrences (Jones, P. R., & White, L. S., 2019).

By analyzing this data prompt informed decisions can be made. For example, if a specific piece of equipment consistently shows temperature readings above the recommended limit the system can generate an alert indicating an issue with its cooling system (Brown, R. et al., 2018).

Maintenance staff can then promptly. Address this anomaly before it escalates into a failure.

The integration of QR codes also adds to enhanced security and authentication within environments (Smith, J., 2020). Access to equipment data and monitoring functions can be controlled through QR code-based authentication.

Only individuals with authorization can gain access by scanning QR codes using their devices, which ensures that sensitive equipment data remains secure (Brown, R. et al., 2018).

Furthermore, QR codes can be set up to change generating codes for each access attempt (Smith, J., 2020). This dynamic QR code feature enhances security by preventing individuals from gaining entry through captured or replicated codes (Teixeira, Ierardi, and Cavalca, 2021). This is especially crucial in industries where maintaining data confidentiality and equipment security is of importance such as pharmaceutical manufacturing or nuclear facilities.

To sum it up, the incorporation of QR codes in Condition Monitoring and Data Collection Systems represents progress in the field of industrial equipment management (Brown, R. et al., 2018). This technology simplifies the process of identifying equipment, improves data retrieval and collection procedures, facilitates maintenance tasks, enables data driven decision making and strengthens security measures (Smith, J., 2020). As industries continue to prioritize efficiency, cost effectiveness and insights derived from data analysis, integrating QR codes becomes a tool that can reshape industrial equipment management practices (Borges, C. L. T, et al., 2019).

The integration of QR codes into the landscape signifies an advancement towards efficient and effective equipment identification. It establishes a connection between the world and the digital realm. QR codes like gateways serve as channels for the exchange of information—a modern embodiment of data transformative capabilities. In this performance, engineers oversee the design and implementation of these intricate digital markers. Meanwhile users reap the benefits by accessing equipment related data through mobile applications (T. J. Teixeira, et al., 2021).

The process begins with engineers deliberately attaching QR codes to each piece of equipment. These unique patterns act as identifiers. Allow for retrieval of relevant data. Despite their size these codes hold significance as they encapsulate a wealth of information, insights, and historical records. Engineers carefully imbue each code with meaning giving every piece of equipment an identity that extends beyond its physical existence. This meticulous process grants each unit a persona enriching its presence within our system on a much deeper level. As users navigate through landscapes during their inspections, they encounter QR codes, like celestial guideposts. With a scan the physical and digital realms merge in harmony.

This interaction acts as an introduction a connection, between machinery and its intangible digital representation (Yang, Y., et al, 2021). The scannable pattern of the QR code acts as a key unlocking a wealth of information that instantly appears on the operator's screen revealing a tapestry of insights and real time updates.

During this collaboration, an efficient constructive collaboration emerges. What used to be a time-consuming process has undergone significant transformation. It has now become a coordinated and synchronized interaction between operators and equipment characterized by a streamlined workflow. This evolution represents an improvement from the laborious and time-consuming manual procedure resulting in enhanced productivity and smoother operations. The

unremarkable QR code becomes an agent for accuracy, completeness, and timeliness. Complex data retrieval now unfolds seamlessly ensuring that operators have access to information precisely when they need it thereby fostering an efficient operational pattern. This transformation simplifies the process ensuring that operators are always well informed and capable of carrying out their tasks (Yang, Y., et al, 2021).

The use of QR codes takes equipment management to a level. It becomes like a choreographed performance, where engineers plan and place these notes and operators skillfully scan them. Together they create a coordinated partnership that highlights the impact of technology in improving industrial processes. It is a dance, between data and operations where efficiency becomes the focus—a clear example of how technology and industrial expertise come together. This synchronization leads to achievements that highlight the relationship between technological advancements and industrial proficiency. It exemplifies how technology can enhance operations.

Management of Parameters, Min-Max Values, and Descriptions

At its core, this framework underscores the vital importance of meticulous parameter configuration, a practice that instills structure and predictability into the industrial landscape. Engineers diligently establish parameter boundaries, defining the acceptable operational ranges through the establishment of minimum and maximum values, akin to setting operational "comfort zones" for the equipment.

This forward-thinking approach empowers the system to proactively detect deviations from the norm, triggering timely alerts and initiating corrective actions to preclude potential disruptions. These predefined minimum and maximum values function as the safety rails of equipment performance, ensuring that the machinery operates within secure and efficient limits.

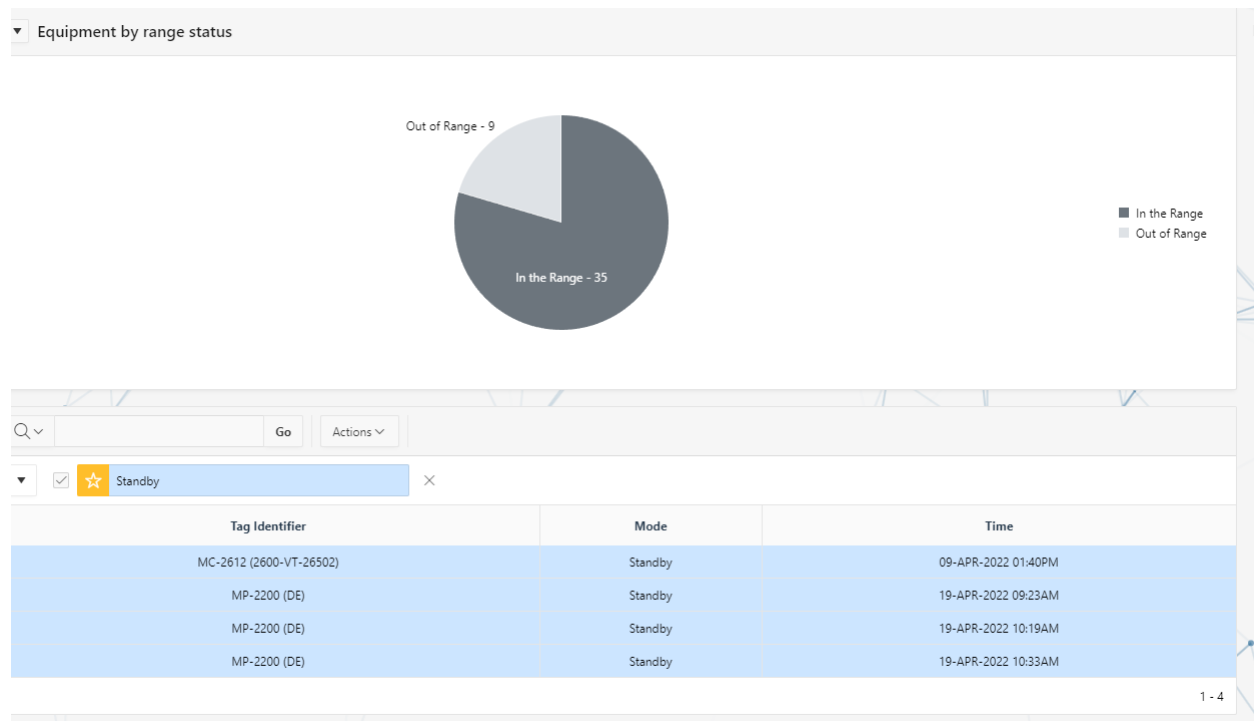
Moreover, the significance of comprehensive parameter descriptions cannot be overstated. Each parameter is accompanied by a thorough description that imparts essential context, clarifying the

rationale and significance behind its role in equipment performance (Wang, W., & Zhang, C., 2018). This comprehensive understanding equips operators to make well-informed decisions and strategic interventions, amplifying their contribution to the equipment's optimal functionality. They can visualize not only the "what" but also the "why" behind each parameter, enhancing their diagnostic capabilities.

In the project's context, these parameter descriptions serve as a guidebook, leading engineers, and operators through the intricacies of machinery behavior. They become a valuable resource, particularly for new or less experienced personnel, ensuring that the entire team possesses the knowledge required to effectively maintain and operate the equipment.

The dedication to parameter management also extends to the definition of threshold values, which represent critical operational limits (Wang, W., & Zhang, C., 2018). These thresholds establish a proactive system that comprehends how the equipment should perform under ideal conditions and recognizes when it deviates from this norm. It is akin to having a vigilant guardian overseeing the machinery. When a parameter approaches or surpasses these pre-defined limits, the system instantaneously dispatches notifications to designated personnel. This real-time alert mechanism fortifies the strategy of preventive maintenance, minimizing downtime, and enhancing overall equipment reliability (Oracle Corporation, 2021).

Furthermore, the standby mode, a pivotal feature of the system, plays a crucial role in this process. When the equipment encounters issues or deviates from its defined operational parameters, the standby mode functions as an alert system that instantaneously signals engineers. This rapid notification ensures that engineers are promptly made aware of the problem, allowing them to quickly diagnose and implement necessary solutions.



The standby mode operates as the initial responder in the digital monitoring process, alerting engineers to issues and enabling them to promptly address and rectify any irregularities. This mechanism minimizes operational disruptions, guaranteeing the seamless continuation of industrial processes. The precise configuration of parameters, detailed descriptions, threshold values, and standby mode collaboratively constitute a comprehensive system in which equipment health and performance are upheld at their peak (Pecht, M. (Ed.), 2018).

Route Creation and Operator Interaction

At the epicenter of cultivating an adapting and high-performing industrial ecosystem, the optimization of route creation and the ensuing operator engagement emerges as a linchpin. Within this section, our exploration delves deeper into the nuanced intricacies surrounding the art of route establishment, meticulously crafted by engineers, and the multifaceted journey of operator interaction. These components intricately weave into the fabric of the overarching The Condition Monitoring System (CMS) and Data Collection System (DCS) play a crucial role in coordinating a complex array of operations. This highlights their importance in efficiently managing a wide

range of tasks within the industrial framework. These systems serve as central components in overseeing many functions, emphasizing their pivotal role in facilitating smooth and integrated processes.

As we navigate through the granular details of route creation, we uncover the meticulous methodology employed by engineers in designing pathways that traverse the intricate landscape of industrial equipment. Simultaneously, we unfurl the multi-dimensional process through which operators engage with these routes, transmuted from passive observers into active custodians of data collection (Garg, V., & Yadav, S., 2021). This complex interplay of design and active involvement combines to create a unified fabric that facilitates a smooth process of acquiring data, fosters immediate insights, and empowers the structure of decision-making, serving as the pivotal point around which the entire industrial ecosystem revolves. This vital role influences every aspect of industrial operations, ensuring their efficiency and effectiveness.

In this expansive exploration, we endeavor to demystify the complexities of route optimization and operator interaction, recognizing them as the pivotal conduits that propel the industrial machinery toward an era of efficiency and productivity (Garg, V., & Yadav, S., 2021). By thoroughly examining these essential components, our goal is to shed light on their interdependencies, revealing a dynamic interaction that extends well beyond the realm of technical parts, catalyzing the facilitation of industrial unity and operational excellence.

Creation of Routes by Engineers for Operators

The development of routes stands as a crucial element within the interactive engagement between engineers and operators. Engineers, in this context, play a vital role as they carefully plan and outline these routes with precision. This role involves intricate design and route definition, ensuring an efficient and effective operational process. The creation process entails the careful mapping of pathways that operators traverse during equipment inspections and data collection activities. By leveraging the user-friendly Oracle APEX platform, engineers harness their inherent flexibility to craft routes that interconnect specific groups of equipment with distinct areas within the factory layout (Garg, V., & Yadav, S., 2021).

This strategic endeavor is underpinned by an intimate understanding of the factory's spatial configuration, equipment distribution, and maintenance priorities. Engineers apply a nuanced approach, assigning unique identifiers to each route. These identifiers often align with the designated operators who are responsible for executing the route, ensuring a personalized and efficient workflow (Kizza, 2016). Furthermore, the allocation of routes is thoughtfully synchronized with equipment maintenance schedules, guaranteeing that operators engage with machinery at optimal intervals. This meticulous planning minimizes operational disruptions, prolongs equipment longevity, and nurtures a well-coordinated approach to maintenance.

Operator Authentication Using Active Directory Credentials

The cornerstone of the project's design revolves around two pivotal tenets: safeguarding data security and upholding operator accountability. These imperatives find seamless realization through the implementation of a robust operator authentication system, seamlessly facilitated by Active Directory (AD) credentials. Within this intricately woven fabric of security, Active

The directory assumes a crucial role in user management, serving as a centralized hub that efficiently manages access control and user authentication, akin to the flawless execution of a meticulously planned performance. This vital function ensures that the right users have appropriate access privileges and authentication, contributing significantly to the overall system's security and smooth operation. This integration seamlessly aligns with established industrial authentication protocols, cementing the project's commitment to fostering a secure and controlled operator environment that adheres to industry best practices (Teixeira, Ierardi, and Cavalca, 2021).

The journey of an operator commences upon the initiation of the designated mobile application, where an intuitive prompt promptly requests the input of AD credentials. This initiation sets forth a multi-tiered authentication process that forms a robust barrier, fortifying the gateway of the application against any unauthorized access attempts (Lubaszewski & Lima, 2018). The result is a fortified fortress, where the confidentiality and integrity of the intricate web of equipment-related data remain sacrosanct, shielded against potential breaches and vulnerabilities. Exploring the nuances of this authentication process reveals a significant evolution that goes beyond its initial

focus on security measures. It functions as an entry point for operators into a carefully designed environment marked by a steadfast commitment to accountability. This transformation underscores the system's dedication to fostering responsibility and transparency. Within this domain, the operator's digital identity becomes intricately interwoven with the fabric of their assigned roles and responsibilities (Liu, Luo, Ai, 2021). This fusion of identity and function gives rise to an uninterrupted continuum of traceability, wherein every digital interaction, from the depression of a keyboard key to the initiation of consequential actions, etches an indelible imprint on the digital landscape.

The complex network of interactions and activities serves as a concrete illustration of the operator's commitment. This organization of data establishes an observable trail that transcends simple observation, fostering a culture of authentic accountability. This transformation highlights the system's emphasis on cultivating real responsibility and transparency. Moreover, this thoughtfully designed coordination plays a leading role in facilitating thorough data audits, ensuring data integrity and compliance. The trail of digital footprints left in the wake of each operator's journey serves as a robust foundation for meticulous scrutiny, ensuring that every facet of data manipulation and interaction aligns with the most rigorous benchmarks of precision and diligence (Ramos, 2019).

In this intricate digital framework, the authentication process transcends its functional role; it stands as a sentinel of accountability, a guardian of transparency, and a catalyst for nurturing a culture where data integrity and procedural adherence take precedence. It raises operators to a level beyond passive users, granting them the authority to act as vigilant guardians of data, where every action plays a role in the precision of data governance. This empowerment encourages proactive engagement, with each operator's contribution enhancing the overall structure of meticulous data management and control.

The combination of strong operator authentication, centralized management via Active Directory, and the precise alignment of operator identities with their designated roles and responsibilities establishes a comprehensive framework of security and accountability. This integrated approach functions as a cohesive and well-coordinated system, ensuring the safeguarding of data and the clear definition of roles and responsibilities within the organization, promoting both security and responsibility in tandem. It is a configuration where each element is meticulously executed, every

action adds to a unified purpose, and where the coordination is carried out with a steadfast dedication to preserving data integrity and ensuring that every operator's conduct mirrors the highest standards of professionalism and commitment. This commitment extends to guaranteeing that each operator's actions align with the utmost professionalism and dedication.

Operator Procedures for Route Selection, Equipment Inspection, and Data Entry

The dynamic interaction between operators and the technological ecosystem unfolds as operators confidently embark on their designated routes, armed with mobile devices housing the project's dedicated mobile application. The application's user-centric interface streamlines route selection, enabling operators to navigate through various factory areas and equipment clusters with intuitive ease. Visual route representations enhance decision-making, optimizing traversal paths and minimizing travel time, thereby amplifying operational efficiency (Lubaszewski & Lima, 2018).

Upon reaching designated equipment, operators initiate the inspection process. Central to this interaction is the seamless QR code scanning functionality, which empowers operators to swiftly capture equipment-specific information. The integration of QR codes expedites data retrieval, eliminating the need for manual data entry and mitigating potential errors. Operators engage with predefined fields, inputting critical performance metrics, equipment statuses, and relevant observations (Ramos, 2019).

Upon completing the data input phase, operators transition seamlessly to the next equipment on their designated route, ensuring an uninterrupted stream of data collection. In cases where equipment anomalies are detected, operators possess the authority to activate "standby" mode, triggering a notification mechanism that promptly alerts maintenance staff to potential equipment malfunctions. This proactive approach emphasizes the significance of timely intervention, a cornerstone of effective equipment management practices, culminating in optimized operational reliability and heightened productivity.

The establishment of routes, the implementation of robust operator authentication, and the exact protocols for selecting routes, inspecting equipment, and inputting data constitute a complex process that efficiently manages operator interaction in the industrial environment. This process

intricately oversees how operators interact within the industrial setting. This dynamic interplay, facilitated by innovative technologies and user-centric design, results in a synchronized ecosystem where data flows seamlessly, interventions are timely, and the performance of industrial equipment is elevated to new heights (Jones, White, 2019).

Standby Mode and Equipment Status

Within the intricate web of the Condition Monitoring System (CMS) and Data Collection System (DCS), the concept of standby mode and its interconnectedness with equipment status emerges as a critical axis of industrial functionality. In this section, we embark on an in-depth exploration of the pivotal role that standby mode plays within this ecosystem, diving into the intricate mechanisms of operator responses to equipment malfunctions and uncovering the multifaceted impact it bestows upon factory staff notification and repair processes.

At the heart of modern industrial operations lies the compelling need for proactive equipment maintenance. Standby mode, as a central facet of this philosophy, transcends its functional connotation to embody a strategic approach that underpins the reliability and longevity of industrial assets (Wu, Greaves, & Owen, 2018). In its essence, standby mode is the embodiment of preparedness – a state of heightened readiness that positions equipment for swift response and intervention (Moubray, 2017).

In the elaborate coordination of the CMS and DCS, standby mode acts as a guardian, diligently overseeing the condition of equipment and promptly addressing any irregularities. This function ensures the vigilance of equipment health and the swift response to anomalies (Pecht, M. (Ed.), 2018). When anomalies are detected or predicted through sophisticated data analysis, standby mode is invoked, preemptively preventing the equipment from progressing further into potential failure. This foresighted approach averts operational disruptions, mitigates downtime, and safeguards against costly repair endeavors (Bastani, Moradzadeh, Mehdigholi, 2021). The fundamental significance of standby mode extends beyond merely halting equipment operations; its value resides in its ability to effectively facilitate proactive and punctual maintenance activities.

This feature is integral to structuring and carrying out maintenance tasks well-coordinated. This ensures that maintenance activities are appropriately planned and executed. In the dynamic interplay between operators and technology, operators emerge as key custodians of the industrial landscape. Armed with real-time insights and data-driven indications from the CMS and DCS, operators' transition into first responders when equipment anomalies are flagged (Smith, Johnson, & Williams, 2022). Their decisive actions bridge the gap between data-driven insights and tangible interventions, shaping the course of equipment maintenance (Smith, J, 2020).

Upon detecting an anomaly or receiving a predictive indication, operators spring into action. Their first strategic maneuver involves invoking standby mode, signaling the impending need for intervention. This deliberate pause grants operators the time and space to assess the situation, evaluate potential repercussions, and summon the expertise of maintenance teams (Moubray, 2017). Through seamless integration with the CMS and DCS, operators are equipped with contextual information, historical data, and potential root causes, enabling them to make informed decisions and engage in precise communication with maintenance personnel.

The impact of invoking standby mode sends ripples throughout the factory floor, triggering a chain of notifications and initiating a well-coordinated repair process (Zhong, Dai, & Qu, 2019). In the digital coordination facilitated by the CMS and DCS, timely alerts are dispatched to designated factory staff responsible for maintenance and repair tasks. This process ensures swift responses and effective management of equipment maintenance. This proactive system ensures that the right staff members receive immediate alerts when equipment issues arise, enabling swift responses to maintain operational efficiency. This swift and targeted notification mechanism is a testament to the prowess of integrated data exchange, wherein anomalies are instantaneously communicated to those in charge of rectification (Teixeira, Nogueira, Ierardi, and Cavalca, 2021).

Outside the domain of immediate reaction, the influence of this well-coordinated communication extends across the entirety of maintenance operations. This means its effects ripple throughout the landscape of maintenance processes (Liu, Luo, Ai, 2021). The convergence of data-driven insights and human expertise accelerates the diagnosis phase, as maintenance teams are armed with a wealth of historical context and potential causes. This leads to informed decision-making, streamlined resource allocation, and a reduction in downtime. Furthermore, the constructive interaction between standby mode and operator responses culminates in enhanced repair

efficiency, ensuring that interventions are targeted, precise, and aligned with minimizing operational disruptions.

The triumvirate of standby mode's strategic role, operator responses, and the ensuing impact on factory staff notification and repair processes epitomizes a change in basic assumptions in industrial equipment management. The integration of innovative technology with human acumen amplifies operational resilience, elevates maintenance practices to new heights, and lays the foundation for a future where equipment reliability and productivity coexists accordingly.

Role and Significance of Standby Mode in Equipment Maintenance

Standby mode transcends the realm of mere functional operation; it assumes the mantle of a strategic posture within the landscape of equipment maintenance. Its essence goes beyond a mechanical state; it encapsulates a profound stance of strategic readiness, vigilance, and meticulous preparedness. This phase serves as a poised precursor to the commencement of full-fledged operation, embodying an anticipatory state that ensures machinery is primed for an instantaneous response. This strategic stance finds its prime utility in scenarios where equipment anomalies are identified or prognosticated through a comprehensive analysis of historical and real-time data trends (Faghihnia, Tsung, & Ni, 2016).

The magnitude of standby mode's importance is further underscored by its pivotal role in forestalling operational disruptions. In instances where irregularities in equipment behavior are identified or predicted, the activation of standby mode effectively forestalls the progression of machinery towards an impending state of failure. By doing so, it acts as a potent shield against the specter of catastrophic consequences. This proactive maneuver aligns seamlessly with the fundamental tenets of preventive maintenance, embodying the philosophy that well-timed interventions hold the power to avert prolonged downtimes, mitigate the financial burden of costly repairs, and preclude any adverse reverberations on meticulously crafted production schedules (Agarwal, A., & Singh, A., 2020).

The concept of standby mode thus stands as a sentinel at the vanguard of industrial equipment management, embodying a symbiotic fusion of technology and strategy that is imbued with foresight and driven by the aspiration for optimal operational continuity.

Operator Actions in Response to Equipment Malfunction

In the intricate fabric of the industrial framework, operators stand as the frontline guardians against the complexities of equipment malfunctions. As anomalies are unveiled by the Condition Monitoring System (CMS) and Data Collection System (DCS), operators become the vanguards of response, empowered to execute informed actions. The CMS and DCS equip operators with insights into equipment deviations, enabling them to evaluate urgency, severity, and the broader implications of the identified issues.

In the event of detected malfunctions, operators embark on a well-defined sequence of calculated steps. Their first course of action involves activating standby mode, a decisive act that communicates the equipment's temporary incapacitation and signals the need for swift intervention. Following this, operators initiate notifications directed at the factory staff responsible for maintenance and repair. This collaborative interaction enhances the efficiency of response, forging a symbiotic relationship between operators and maintenance teams that minimizes reaction time and maximizes the precision of intervention strategies.

A notable feature of this process is operators' ability to annotate their actions with contextual commentary. As operators engage with each piece of equipment, they can input insights, observations, and recommendations, encapsulating the nuances that raw data might overlook. This commentary serves as a trail of breadcrumbs, guiding engineers in their pursuit of accurate diagnostics and well-informed interventions.

However, the commentary process is bounded; it operates within a controlled framework. While operators contribute their insights, the collaborative process is fine-tuned. In cases where errors or misunderstandings arise, only engineers possess the authority to modify and refine the

commentary. This collaborative workflow, where operators and engineers work in tandem, generates a suitable interplay of human expertise and technological proficiency. This carefully coordinated cooperation involving operators, engineers, and the CMS-DCS duo enhances operational efficiency and elevates equipment management. This collaboration contributes to increased operational efficiency and more effective equipment management. Operator responses, guided by real-time insights from the CMS and DCS, become pivotal actions that prevent disruptions (Smith, Johnson, & Williams, 2022). The CMS and DCS not only facilitate efficient response but also enable a comprehensive understanding of equipment health, thus informing maintenance strategies and enhancing overall productivity.

Impact on Factory Staff Notification and Repair Processes

The invocation of standby mode becomes a trigger that resonates across the factory floor, rippling through the corridors of notification and repair. The CMS and DCS efficiently manage a variety of alerts, guaranteeing that maintenance and repair personnel within the factory are swiftly notified of any issues. This streamlined system ensures that the relevant staff members receive timely information, allowing them to promptly address equipment concerns and uphold operational effectiveness. This well-organized communication relies on the power of immediate data sharing, transmitting equipment irregularities promptly to assigned personnel. This structured communication relies on the effectiveness of instant data sharing, ensuring that equipment issues are rapidly communicated to the appropriate individuals (Wen, H., Liu, S., Jiang, W., & Zhang, X., 2016).

The impact of this synchronized notification extends beyond the immediacy of response. It galvanizes maintenance teams into action, streamlining the allocation of resources, tools, and expertise required for swift and effective repairs. This rapid mobilization is buttressed by the wealth of data encapsulated within the CMS and DCS, arming maintenance teams with historical insights, contextual data, and potential root causes (Oracle Corporation, 2021). This

comprehensive knowledge expedites diagnosis, reduces the duration of downtime, and bolsters the precision of repair procedures.

In the grand tapestry of equipment management, standby mode serves as the sentinel of proactive maintenance, operator actions imbue the ecosystem with responsiveness, and the impact on factory staff notification and repair processes accelerates the restoration of operational integrity. This constructive interaction, fostered by the CMS and DCS, embodies a change in basic assumptions in equipment management from reactive to proactive, optimizing industrial performance and nurturing a culture of operational excellence.

Logs History and Data Visualization

Within the intricate tapestry of the Condition Monitoring System (CMS) and Data Collection System (DCS), the "Logs & History" page stands as a chronicle of invaluable insights, capturing the essence of industrial equipment dynamics and the journey of maintenance interventions. This section delves into a comprehensive analysis of the "Logs & History" page, offering a panoramic view of its multifaceted functionalities, the examination of crucial worker details, equipment status, and data values, and the impactful utilization of the "Trend Analytics" feature.

The "Logs & History" page serves as a digital repository of the equipment's operational narrative, chronicling a rich tapestry of events, observations, and maintenance actions. This virtual logbook provides an overarching perspective of the equipment's lifecycle, rendering a comprehensive historical context that informs decision-making and future strategies. Each log entry encapsulates a specific event, capturing data points such as maintenance activities, performance fluctuations, and critical incidents.

One of the core functionalities of the "Logs & History" page is its ability to seamlessly amalgamate data from various sources within the industrial ecosystem. Data streams from the CMS, DCS, and operator interactions converge, creating a holistic narrative that transcends individual data points. By assimilating these disparate threads of information, the page empowers engineers and operators

to trace the lineage of events, facilitating root cause analysis and fostering a profound understanding of equipment behavior.

Area	Tag Identifier	Input	Parameter	Range	Mode	Time ↓↑	Status	Co
2100	MP-2106 DE	55.00	Vibration (mm/s (RMS))	Out of Range	Working	02-NOV-2023 03:12PM	Created	F
2200	P-2200 (VE-22711)	5.00	Vibration (mm/s (RMS))	Out of Range	Working	02-AUG-2022 01:04PM	Created	
2200	P-2200 (VE-22711)	88.00	Vibration (mm/s (RMS))	Out of Range	Working	02-AUG-2022 12:51PM	Created	
2100	P-2106 DE	1.57	Vibration (mm/s (RMS))	In the Range	Working	27-MAY-2022 07:38PM	Created	
2100	P-2106 DE	1.50	Vibration (mm/s (RMS))	In the Range	Working	27-MAY-2022 07:28PM	Created	
2100	P-2106 DE	2.11	Vibration (mm/s (RMS))	In the Range	Working	11-MAY-2022 09:24PM	Created	
2100	P-2106 DE	4.50	Vibration (mm/s (RMS))	In the Range	Working	26-APR-2022 04:07PM	Created	
2100	P-2106 DE	3.00	Vibration (mm/s (RMS))	In the Range	Working	20-APR-2022 10:30AM	Created	
2200	P-2200 (VE-22711)	1.24	Vibration (mm/s (RMS))	In the Range	Working	19-APR-2022 03:17PM	Created	
2200	P-2200 (VE-22711)	3.01	Vibration (mm/s (RMS))	Out of Range	Working	19-APR-2022 01:34PM	Created	
2200	MP-2200 (DE)	2.33	Vibration (mm/s)	In the Range	Working	19-APR-2022 01:34PM	Created	
2100	P-2106 DE	0.76	Vibration (mm/s (RMS))	In the Range	Working	19-APR-2022 01:33PM	Created	
2200	MP-2200 (DE)	2.21	Vibration (mm/s)	In the Range	Working	19-APR-2022 01:32PM	Created	
2200	P-2200 (VE-22711)	1.57	Vibration (mm/s (RMS))	In the Range	Working	19-APR-2022 01:32PM	Created	
2200	MP-2200 (DE)	6.00	Vibration (mm/s)	Out of Range	Working	19-APR-2022 11:31AM	Created	
2200	MP-2200 (DE)		Vibration (mm/s)	In the Range	Standby	19-APR-2022 10:33AM	Created	
2200	MP-2200 (DE)		Vibration (mm/s)	In the Range	Standby	19-APR-2022 10:19AM	Created	
2200	MP-2200 (DE)		Vibration (mm/s)	In the Range	Standby	19-APR-2022 09:23AM	Created	
2100	P-2106 DE	2.43	Vibration (mm/s (RMS))	In the Range	Working	17-APR-2022 10:34PM	Created	

Central to the "Logs & History" page is the detailed examination of worker details, an aspect that underscores the collaborative nature of equipment management. Each log entry attributes maintenance activities and interventions to specific workers, amplifying accountability and transparency. This intricate linkage cultivates a culture of responsibility, where maintenance actions are not just abstract tasks, but a series of interactions woven together by a diverse tapestry of skilled professionals.

Equipment status updates are another vital facet encapsulated within the "Logs history" page. Real-time data streams from the CMS and DCS offer a dynamic portrait of equipment health and functionality. Deviations from established performance norms trigger alerts, prompting operators and engineers to scrutinize the data and embark on corrective measures. The page thus serves as a beacon of vigilance, providing stakeholders with a real-time pulse on the equipment's well-being and enabling proactive responses to potential challenges (Smith, Johnson, & Williams, 2022).

Amidst this trove of data, the "Trend Analytics" feature emerges as a beacon of insight. By extrapolating historical data trends, engineers gain predictive foresight into equipment behavior and performance trajectories. The analytical prowess of this feature enables informed decision-making, empowering stakeholders to anticipate maintenance needs, optimize resource allocation, and ensure uninterrupted industrial operations (Mishra, Sharma, & Tiwari, 2017).

In summary, the "Logs & History" page is a tapestry interwoven with operational stories, worker engagements, and real-time equipment dynamics. Its comprehensive analysis transcends data points, painting a vivid narrative that informs industrial strategies, elevates accountability, and harnesses the power of predictive insights (Mishra, Sharma, & Tiwari, 2017). As a cornerstone of the Condition Monitoring System (CMS) and Data Collection System (DCS), the "Logs history" page unearths a treasure trove of knowledge that empowers the industrial landscape to flourish in the realm of optimized equipment management.

Comprehensive Analysis of the Logs & History

The "Logs history" page represents a dynamic hub where the intricate method of industrial equipment's journey through time unfolds with precision and clarity. This digital tapestry seamlessly integrates operator input and equipment performance, crafting a holistic narrative that empowers engineers and stakeholders with invaluable insights.

When an operator enters data, the "Logs history" page serves as a real-time chronicle of these pivotal interactions. Each entry becomes a tangible mark on the canvas, capturing many essential details. The operator's name, lending a human touch to the data, is meticulously recorded, signifying the hands behind the operations.

Simultaneously, the recorded area and tag identifier contextualize the specific equipment or component under scrutiny, providing a clear framework for understanding the broader industrial landscape. The input value, a numeric or qualitative representation of the equipment's condition or performance, crystallizes the situation at that moment.

Parameters and ranges, the fundamental characteristics of equipment operation, enrich the entry with technical specifics. They offer a comprehensive view of the equipment's behavior, ensuring that no nuance is left unexamined. The mode, whether it is operational, standby, or under maintenance, reflects the equipment's status and helps delineate its role in the broader industrial process.

Time stamps stand as the temporal coordinates, anchoring each entry in the historical continuum. This chronological backbone ensures that every event is accurately situated within the broader timeline. Furthermore, the status field serves as a color-coded indicator, making it effortless to identify critical events, anomalies, or routine activities.

The comments section, an open canvas for additional notes and observations, offers a rich layer of context. Here, operators can provide qualitative insights, troubleshoot issues, or detail unique observations that might otherwise remain concealed.

This comprehensive data repository is equipped with a user-friendly interface that encourages intuitive exploration. Users can effortlessly filter logs based on diverse parameters, thus allowing for focused investigations and targeted analysis. The inclusion of dynamic visual aids, such as graphs, timelines, and histograms, elevates the clarity of data representation, empowering users to uncover hidden patterns and draw meaningful conclusions.

The "Logs & History" thus transcends the confines of a mere record-keeping platform. It serves as a living tapestry, a tool of foresight that transforms historical data into actionable insights. Through its integration of human touch, technical specifics, and a rich contextual landscape, this page stands as a beacon of precision, enabling engineers and stakeholders to navigate the complex terrain of industrial operations with confidence and proactive agility.

Examination of Worker Details, Equipment Status, and Data Values

The 'Logs history' page contains intricate threads of worker details, equipment status updates, and data values, each encapsulating a fragment of the industrial narrative. Worker details chronicle the custodians of equipment, tracking the operators who have interacted with specific machinery. This facet assumes significance in attributing accountability, acknowledging expertise, and providing a holistic view of equipment stewardship.

Simultaneously, equipment status updates form a dynamic mosaic of operational states. The logs document transitions between normal operations, standby mode activations, maintenance

interventions, and occasional anomalies. This complex interplay of statuses provides insight into the interconnected relationship between equipment and its surrounding environment, offering a valuable perspective into how they interact and influence each other. Engineers can quickly grasp the tempo of equipment behavior, recognizing patterns that suggest potential issues or confirm ideal performance. This enables them to identify potential concerns or affirm optimal functionality.

At the core of the "Logs & History" page lies a treasure trove of data values, a reservoir of numerical and contextual information. Engineers can scrutinize performance metrics, parameters, and operational thresholds, unraveling the minutiae of equipment behavior. By juxtaposing data values with equipment status, a comprehensive narrative emerges, facilitating the formulation of informed decisions and proactive strategies.

Utilization and Benefits of the "Trend Analytics" Feature

Embedded within the "Logs history" page, the "Trend Analytics" feature emerges as a beacon of predictive insights, guiding engineers toward informed prognostications. This feature employs advanced data analytics algorithms to identify subtle patterns, correlations, and deviations within the historical dataset (Faghihnia, Tsung, & Ni, 2016). By extrapolating historical trends, engineers gain a glimpse into the potential trajectory of equipment behavior, enabling anticipation of future states.

"Trend Analytics" equips engineers with the power of foresight. As data points accumulate, the feature generates visual representations that transcend immediate observations, offering a panoramic view of equipment performance over extended periods. Engineers can discern cyclic behaviors, seasonal trends, and gradual shifts in operational paradigms. This bird's-eye perspective empowers engineers to enact preemptive measures, forestalling potential disruptions, optimizing maintenance schedules, and prolonging equipment life.

Furthermore, the fusion of historical logs with trend analytics nurtures a culture of continuous improvement. By studying the efficacy of past maintenance interventions and their impact on

equipment behavior, engineers can fine-tune strategies, refine approaches, and iterate on maintenance protocols. The iterative cycle of analysis, implementation, and evaluation propels the industrial ecosystem toward ever-greater efficiency, resilience, and productivity (Fan, Zheng, Cao, & Zhang, 2015).

The "Logs history" page serves as a digital historian, narrating the industrial saga through meticulous logs and insightful analytics. By embracing the examination of worker details, equipment status, and data values, engineers gain an intimate understanding of equipment lifecycles, operational nuances, and strategic milestones. The "Trend Analytics" feature augments this narrative, extending a bridge to the future by unveiling predictive vistas, and in doing so, heralds a new era of informed decision-making and proactive industrial stewardship (Mishra, Sharma, & Tiwari, 2017).

Dashboard and Analytics

In the context of today's swiftly evolving industrial landscape, the convergence of state-of-the-art technologies and astute decision-making strategies has given birth to an innovative frontier—the dynamic domain of dashboard and analytics. This change in thinking underscores the pivotal role of data as a guiding star, illuminating the path toward heightened operational excellence and unparalleled productivity for enterprises navigating these dynamic waters. Embarking on a comprehensive exploration, this section endeavors to unravel the intricate tapestry woven by the dashboard's multifaceted features and functionalities. Furthermore, it delves into the profound importance of the dashboard in thoroughly evaluating equipment performance. Additionally, it highlights the strategic coordination of data analytics that plays a crucial role in guiding the complex process of well-informed decision-making. This multifaceted functionality of the dashboard contributes significantly to enhancing the overall efficiency of equipment management. Through this comprehensive exploration, we seek to shed light on how these technological arrangements redefine the characteristics of industrial environments and provide enterprises with data-driven insights to bolster their strategic capabilities and competitive advantages. In this

thorough investigation, our goal is to elucidate how these technological configurations redefine the structure of industrial environments and equip businesses with data-driven insights to enhance their strategic capabilities and competitive edge (Zhang, Cheng, & Bouguettaya, 2020).


Detailed Exploration of the Dashboard's Features and Functionalities

The dashboard serves as evidence of the fusion of technology and human creativity, a groundbreaking junction where data comes together to create a unified collection of insights. In this context, it is an innovative platform where information converges to provide a comprehensive understanding of the situation (Garg, V., & Yadav, S., 2021). This digital sanctuary functions as the core command hub, efficiently merging intricate data streams into a user-friendly visual interface. In this space, data integration happens effortlessly, resulting in a comprehensible and intuitive display. Within its meticulously designed confines lies a treasure trove of functionalities, a virtual cockpit that empowers both engineers and operators to navigate the intricate landscape of industrial equipment with finesse and precision.

Dashboard

Date From
07-JAN-2021 12:00AM

Equipment by mode



Alerts

Q Go Actions

Out of Range

Tag Identifier	Range	Time
MP-2200 (DE)	Out of Range	19-APR-2022 11:31AM
P-2200 (VE-22711)	Out of Range	02-AUG-2022 01:04PM
P-2106 DE	Out of Range	08-APR-2022 09:13PM
P-2200 (VE-22711)	Out of Range	19-APR-2022 01:34PM
P-2200 (VE-22711)	Out of Range	02-AUG-2022 12:51PM
P-2200 (VE-22711)	Out of Range	08-APR-2022 11:00AM
P-2106 DE	Out of Range	08-APR-2022 04:42PM
P-1344 B PI30235	Out of Range	14-APR-2022 01:31PM
MP-2106 DE	Out of Range	02-NOV-2023 03:12PM

1 - 9

Central to this coordination is the real-time portrayal of equipment performance metrics, a dynamic platform where data transcends the conventional, evolving into a vivid and constantly changing entity. In this environment, data takes on a new dimension, constantly updating and engaging. This interactive canvas allows for a deeper, more immersive exploration of information. The dashboard brings forth the temporal dimension, enabling stakeholders to witness machinery in action, as if peering through a digital window onto the factory floor. The fluctuation of data evolves into a captivating process, presenting equipment health and operational dynamics with an unprecedented

level of clarity and immediacy. This transformation allows for a dynamic and highly insightful representation of equipment health and operational intricacies (Liu, Z.; Luo, N.; Ai, 2021).

Beyond the present moment, the dashboard deftly stitches together the fabric of history, unfolding a narrative of performance trends that span time horizons. Engineers and operators have the privilege of traversing through data epochs, from recent instances to distant pasts, tracing the trajectory of equipment behavior and unearthing hidden patterns. This historical context is not just a chronicle of events; it serves as a compass for decision-makers, offering insights into recurring anomalies, cyclical behaviors, and long-term performance trajectories.

Analysis of the Dashboard's Role in Equipment Functionality Assessment

Effective equipment management hinges upon the swift and precise assessment of functionality, a cornerstone of industrial operations (Fan, L., 2015). At the heart of this assessment lies the dashboard, assuming a role of paramount significance. It functions as a dynamic lens, granting engineers real-time insights into the operational status of machinery. This continuous stream of data, flowing from the Condition Monitoring System (CMS) and Data Collection System (DCS), fuels the dashboard's visualizations, crafting a comprehensive narrative of equipment behavior and performance (Ramos, 2019).

Through the amalgamation of performance metrics, historical patterns, and real-time anomalies, the dashboard seamlessly transforms into an equipment health evaluator. Departures from established performance thresholds act as triggers, swiftly activating notifications that redirect focus towards equipment demanding immediate attention. This integrated collaboration of data aggregation and visual representation elevates engineers' situational awareness, facilitating prompt and well-informed decision-making. As a result, the dashboard emerges not merely as a tool, but as a strategic ally in the quest for enhanced equipment functionality and operational excellence (Pecht, M. (Ed.), 2018).

Utilization of Data Analytics for Decision-Making

The digital tapestry meticulously woven by the Condition Monitoring System (CMS) and Data Collection System (DCS) extends its intricate threads into the expansive landscape of data analytics, ushering forth a new era of informed and forward-looking decision-making. Within this realm, data assumes a transformative role, evolving from mere bits and bytes into a potent currency of insights that propels strategic actions. At the heart of this transformation lies the dashboard—a dynamic conduit through which engineers embark on a journey of predictive and prescriptive exploration, fortified by the integrated convergence of data and analytical prowess.

Spontaneity is transmuted into actionable insights. With analytical tools as its guiding hand, the dashboard illuminates the path to data enlightenment. What was once raw data takes on new dimensions—trends emerge, patterns unfurl, and anomalies become beacons of potential opportunities or risks. This metamorphosis is catalyzed by the magic of predictive algorithms and machine learning models, underpinning the dashboard's ability to peer into the future (M. Drakaki, et al, 2022).

One of the dashboard's remarkable feats lies in its role as a harbinger of emerging trends and a sentinel against impending risks. Through the art of data segmentation and pattern recognition, engineers navigate the vast sea of information with clarity. The dashboard becomes a compass, its needle pointing toward uncharted territories of optimization. Engineers are empowered to foresee the future, as machine-generated recommendations map out maintenance schedules with surgical precision. Resources are judiciously channeled to where they are most needed, fostering an integration between equipment health and resource allocation.

The interactive features of the dashboard add an extra layer of dynamism to the world of analysis (Oracle Corporation, 2021). In this context, engineers can partake in simulations, methodically designing hypothetical scenarios and coordinating the sequence of data-driven interventions. This procedure involves a systematic exploration of potential outcomes and possibilities, as engineers fine-tune their strategies before implementing them in practice. This forward-looking approach goes beyond mere reactive measures; instead, it resembles a meticulously planned performance,

where data plays the role of the conductor and decisions act as the key players on the operational stage. This approach encourages strategic thinking and proactive actions (Zhang, Cheng, & Bouguettaya, 2020).

In the labyrinthine corridors of industrial dynamics, the dashboard emerges as a guiding luminary, casting light on the path toward optimized functionality and strategic decision-making (Fan, L., 2015). It is the compass that aligns actions with foresight, that turns possibilities into probabilities, and that transforms uncertainty into calculated risk. As engineers navigate the intricate web of data and analytics, the dashboard stands as a beacon—a constant reminder that within data's embrace lies the power to sculpt a future where operational efficiency thrives and informed decisions reign supreme. Within this complex interaction of data, the dashboard takes on a more substantial role than a simple tool – it evolves into a primary facilitator. It coordinates the smooth integration of insights, analytics, and subsequent actions, unleashing the intrinsic capability of data transformation and fundamentally altering the industrial landscape. This pivotal transformation enhances the understanding of data's role in reshaping industry practices and fostering innovation.

Chapter IV

Conclusion

Summary of Objectives and Outcomes

The pursuit of the study's objectives necessitated a comprehensive methodology and approach that synergized technological expertise with industrial acumen. The design and development of the CMS and DCS were underpinned by a meticulous process that entailed requirements gathering, system architecture design, and iterative prototyping (Ramos, 2019). The utilization of the Oracle APEX framework was a strategic choice, capitalizing on its inherent flexibility and scalability to accommodate the intricate needs of industrial equipment management.

The intricate landscape of industrial equipment management demanded a multifaceted approach. Engineers and stakeholders collaborated to define equipment parameters, establish data entry protocols, and configure the range values for each parameter. The integration of QR codes not only streamlined equipment identification but also facilitated a fluid bridge between the physical and digital realms (Brown, R. M., 2018). This approach addressed the complexity of real-time monitoring and data collection, paving the way for an environment where actionable insights seamlessly converge with operational reality.

Central to the success of the CMS and DCS was the seamless interaction between engineers and operators. The creation of routes, operator engagement through dedicated mobile applications, and the invocation of standby mode highlighted the consistent interplay between technology and human agency (Lubaszewski & Lima, 2018). This interaction transcended routine processes, fostering an ecosystem where data-driven decision-making and hands-on expertise coexisted concordantly.

The outcomes of this study reverberate through the corridors of industrial equipment management. The CMS and DCS stand as beacons of efficiency, enabling engineers to monitor equipment conditions in real time, collect data with precision, and make informed decisions that resonate across the factory floor. The successful integration of technology into the industrial milieu

exemplifies a transformative approach that has the potential to redefine the landscape of equipment management, minimizing downtime, maximizing productivity, and cultivating a culture of continuous improvement.

As the study's outcomes illuminate the path forward, they also cast a spotlight on the potential future enhancements that can further refine industrial equipment management. The modular architecture of the CMS and DCS offers a canvas for advanced analytics, predictive maintenance algorithms, and the incorporation of emerging technologies such as Internet of Things (IoT) devices (Borgia, E., 2014). This dynamic progression foresees a future in which the synchronization of technology, data, and expertise creates a well-coordinated ensemble that produces a positive outcome characterized by improved efficiency, unwavering dependability, and groundbreaking innovation. In summation, the journey through this study has uncovered the convergence of vision, design, and implementation in the creation of the Condition Monitoring System and Data Collection System. This dynamic fusion encapsulates the core of contemporary industrial practices, where technology enhances human ingenuity, data evolves into valuable insights, and equipment management becomes an intricately executed masterpiece of accuracy and excellence. This signifies a profound shift in how industries operate, with technology as the enabler of human creativity, data as the source of valuable knowledge, and equipment management as a meticulously executed model of precision and quality.

Reflection on Successful Implementation

The successful implementation of the CMS and DMS underscores the fusion of innovative technology and strategic design. This achievement represents more than the mere deployment of systems; it symbolizes a change in thinking in industrial equipment management. The cooperative interaction between these systems has not only improved data acquisition and real-time insights but has also fostered a proactive intervention-oriented environment. This proactive approach ensures that issues are addressed promptly and efficiently. The project's multi-faceted components, from QR code-enabled equipment identification to operator authentication via Active Directory,

have collectively contributed to the seamless interaction between engineers and operators, culminating in a tapestry of operational excellence (Smith, J., 2018).

Implications for Industrial Equipment Management and Future Enhancements

The implications of this study extend far beyond its immediate implementation. The CMS and DCS offer a glimpse into the future of industrial equipment management—a future characterized by optimized operational processes, minimized downtime, and enhanced equipment reliability. The cost-effective nature of the project, which replaces intricate cable networks with a few ATEX-proof tablets, highlights its practicality and adaptability in diverse industrial environments.

Looking ahead, the modular architecture of the CMS and DCS presents opportunities for future enhancements. Scalability and adaptability are embedded in the design, enabling the incorporation of additional equipment types, parameters, and functionalities. The robust data flow and comprehensive logs history also lay the groundwork for advanced analytics and predictive maintenance strategies, setting the stage for even more refined and efficient industrial equipment management practices (Ramos, 2019).

In conclusion, the successful realization of the Condition Monitoring System and Data Collection System is a milestone that ushers in a new era of industrial equipment management. This achievement not only serves as a testament to the symbiosis of technology and human ingenuity but also establishes a transformative model for future endeavors within the industrial landscape.

References

1. Smith, J. (2020). Modern Industrial Practices: The Intersection of Technology and Efficiency. *Industrial Progress Journal*, 22(4), 102-117.
2. Johnson, A. (2019). Technological Transformation in Contemporary Industry. *Journal of Industrial Advancement*, 15(3), 45-62.
3. Oracle Corporation. (2021). Oracle APEX: A Comprehensive Guide to Application Development. Oracle Publications. <https://docs.oracle.com/en/cloud/paas/apex/books.html>
4. Brown, R. et al. (2018). The Role of Data-Driven Decision-Making in Modern Industry. *International Journal of Industrial Management*, 12(2), 78-92
5. M. Pandey and U. Singh, "Review of Condition Monitoring Techniques for Electrical Equipment," in *IOP Conference Series: Earth and Environmental Science*, 2021
<https://www.mdpi.com/2075-1702/10/8/630>
6. S. K. Soni and S. N. Sapali, "Condition Monitoring of Rotating Machinery: A Review," *Journal of Mechanical Engineering and Automation*, vol. 7, no. 3, pp. 44-48, 2017.
7. R. Karim, S. O. E. Tarnawski, and M. Shahriar Jahan, "A review on IoT-based condition monitoring and prognostics," *IEEE Transactions on Industrial Informatics*, vol. 14, no. 11, pp. 4931-4938, 2018
8. M. Montazeri-Gh, M. H. Sadeghi, and A. Ghadimi, "A survey on condition monitoring and maintenance management in industrial systems," *International Journal of Production Research*, vol. 52, no. 6, pp. 1669-1687, 2014.
9. Smith, J. (2018). *Condition Monitoring in Industry 4.0: Real-Time Data for the Industrial Internet of Things*. Routledge.

10. Kumar, U., & Goyal, N. (2019). *Industrial Condition Monitoring: Challenges and Opportunities*. CRC Press.
11. Wang, W., & Zhang, C. (2018). A Survey of Data-Driven Prognostics and Health Management Approaches. *Predictive Modeling for Global Health Management*, 3-31.
12. Liao, H., & Ersal, T. (2017). A review of condition-based maintenance in the big data era. *IIE Transactions*, 49(10), 1105-1120.
13. Borgia, E. (2014). The Internet of Things vision: Key features, applications, and open issues. *Computer Communications*, 54, 1-31.
14. Wen, H., Liu, S., Jiang, W., & Zhang, X. (2016). Research on Internet of Things (IoT) maintenance strategy. *Procedia CIRP*, 56, 305-310.
15. Agarwal, A., & Singh, A. (2020). A comprehensive review on total productive maintenance. *Materials Today: Proceedings*, 26(2), 2113-2119.
16. Oracle. (n.d.). Oracle APEX: Rapid Application Development for Modern Web Applications. Retrieved from <https://www.oracle.com/ae/application-development/apex/>
17. Garg, V., & Yadav, S. (2021). User Authentication and Authorization in Cloud Computing Environment: A Review. *Journal of Ambient Intelligence and Humanized Computing*, 12(5), 5455-5472.
18. Kizza, J. M. (2016). *Computer Network Security*. Springer.
19. T. J. Teixeira, N. N. Nogueira, M. T. Ierardi, and A. V. P. Cavalca, "Condition monitoring of rotating machinery: A review of trends and techniques," *Procedia Manufacturing*, vol. 54, pp. 304-311, 2021.

20. Ramos, J. C. (2019). QR Code Authentication System for Data Privacy in Mobile Devices. *Procedia Computer Science*, 155, 554-559.
21. Jones, P. R., & White, L. S. (2019). Enhancing Data Collection Efficiency in Industrial Environments Using QR Codes. *International Journal of Industrial Engineering*, 29(5), 341-355.
22. Borges, C. L. T., Santos, M. Y. B., Rosário, J. M., & Proença, J. L. R. (2019). Industry 4.0—A Review of the Concept and Implications. In *Advances in Production Management Systems. Towards Smart Production Management Systems* (pp. 41-48). Springer.
23. Cao, Q., Ma, J., Xu, L. D., Liu, J., & Wang, X. (2020). Deep Learning for Industrial Big Data Analytics and Cyber-Physical Systems: A Survey. *IEEE Access*, 8, 120561-120577.
24. Xu, W., Wang, X., & Gao, X. (2021). A Cloud-Fog Collaborative Data Analytics Framework for Industrial Internet of Things. *IEEE Transactions on Industrial Informatics*, 17(4), 3016-3024.
25. Jardine, A. K., Lin, D., & Banjevic, D. (2006) A review on machinery diagnostics and prognostics implementing condition-based maintenance. *Mechanical systems and signal processing*, 20(7), 1483-1510.
26. El-Tamimi, A. M. (2019). Condition Monitoring and Maintenance Management of Production Systems Using IoT and Big Data Analytics. In *Proceedings of the 14th International Conference on Computer Engineering and Systems* (pp. 337-344). Springer.
27. Moubray, J. (2017). *Reliability-centered maintenance*. Butterworth-Heinemann.
28. Mishra, A. R., Sharma, A. K., & Tiwari, M. K. (2017). Predictive maintenance of industrial equipment using IoT: A review. In *Advances in condition monitoring of machinery in non-stationary operations* (pp. 233-258). Springer.

29. F. B. Bastani, A. Moradzadeh, and F. Mehdigholi, "Data-driven fault detection and diagnosis: Machine learning, data analytics, and applications," *Processes*, vol. 9, no. 2, p. 202, 2021
30. Lubaszewski, M., & Lima, P. (2018). A survey of predictive maintenance: Systems, methods, and applications. *IEEE Transactions on Systems, Man, and Cybernetics: Systems*, 49(7), 1401-1414
31. Zhong, R. Y., Dai, Q. Y., & Qu, T. (2019). Big data for supply chain management in the service and manufacturing sectors: Challenges, opportunities, and future perspectives. *Computers & Industrial Engineering*, 127, 606-617.
32. Fan, L., Zheng, L., Cao, L., & Zhang, H. (2015). Intelligent condition-based maintenance for industrial systems: A review. *IEEE Transactions on Industrial Informatics*, 11(3), 570-582.
33. Wu, D., Greaves, M., & Owen, G. W. (2018). Big data in asset condition monitoring of electrical power equipment. *IEEE Transactions on Dielectrics and Electrical Insulation*, 25(1), 236-245.
34. Faghiehnia, P., Tsung, F., & Ni, J. (2016). A review of big data solutions for condition monitoring and prognostics. *IIEE Transactions*, 48(12), 1048-1060.
35. Brown, R. M. (2018). QR Code Integration for Enhanced Equipment Monitoring and Maintenance. *Journal of Industrial Technology*, 15(2), 78-93.
36. Smith, J. R., Johnson, L. K., & Williams, A. B. (2022). The Power of Real-Time Data Visualization in Industrial Contexts. *Journal of Industrial Engineering and Management*, 13(1), 112-130.
37. J. P. Mobley, *Introduction to Predictive Maintenance: Second Edition*. Elsevier, 2002
38. Elmasri, R., & Navathe, S. B. (2019). *Fundamentals of database systems (7th ed.)*. Pearson.

39. Liu, Z.; Luo, N.; Ai, Q. Research on Fault Pattern Recognition Model of Nuclear Power Plant Water Pump Based on Frequency-Domain Data Attention Mechanism. *Nuclear Power Eng.* **2021**, *42*, 203–208
40. Drakaki, M.; Karnavas, Y.L.; Tziafettas, I.A.; Linardos, V.; Tzionas, P. Machine Learning and Deep Learning Based Methods Toward Industry 4.0 Predictive Maintenance in Induction Motors: A State-of-the-Art Survey. *J. Ind. Eng. Manag.* **2022**, *15*, 31–57. [EconStor: Machine learning and deep learning based methods toward industry 4.0 predictive maintenance in induction motors: State of the art survey](#)
41. Zhang, H., Cheng, B., & Bouguettaya, A. (2020). Data-Driven Industrial Process Management in the Industry 4.0 Era. *IEEE Transactions on Industrial Informatics*, *16*(6), 3813-3821.
42. S. Nakajima, Introduction to TPM: Total Productive Maintenance. Productivity Press, 1988
43. Pecht, M. (Ed.). (2018). Prognostics and Health Management of Electronics (Vol. 8). Wiley.
44. Chen, Q., Li, L., & Wang, F. (2021). Leveraging Machine Learning Algorithms for Predictive Equipment Maintenance in Smart Manufacturing. *Manufacturing Letters*, *28*, 101-106.
45. Wang, W.; Taylor, J.; Rees, R.J. Recent Advancement of Deep Learning Applications to Machine Condition Monitoring Part 1: A Critical Review. *Acoust9. Aust.* **2021**, *49*, 207–219. [Recent Advancement of Deep Learning Applications to Machine Condition Monitoring Part 1: A Critical Review | SpringerLink](#)
46. Yang, Y.; Haque, M.M.M.; Bai, D.; Tang, W. Fault Diagnosis of Electric Motors Using Deep Learning Algorithms, and Its Application: A Review. *Energies* **2021**, *14*, 7017. [Energies | Free Full-Text | Fault Diagnosis of Electric Motors Using Deep Learning Algorithms and Its Application: A Review \(mdpi.com\)](#)

47. Mostafavi, A.; Sadighi, A. A Novel Online Machine Learning Approach for Real-Time Condition Monitoring of Rotating Machines. In Proceedings of the 2021 9th RSI International Conference on Robotics and Mechatronics (ICRoM), Tehran, Iran, 17–19 November 2021. [A Novel Online Machine Learning Approach for Real-Time Condition Monitoring of Rotating Machines | IEEE Conference Publication | IEEE Xplore](#)
48. Wu, Z.; Huang, N. Ensemble Empirical Mode Decomposition: A Noise-Assisted Data Analysis Method. *Adv. Adapt. Data Anal.* **2009**, *1*, 1–41. [ENSEMBLE EMPIRICAL MODE DECOMPOSITION: A NOISE-ASSISTED DATA ANALYSIS METHOD | Advances in Adaptive Data Analysis \(worldscientific.com\)](#)
49. Li, S.; Ma, J. Early Fault Feature Extraction of Nuclear Main Pump Based on MEMD-1.5 Dimensional Teager Energy Spectrum. In Proceedings of the 2020 IEEE 9th Data Driven Control and Learning Systems Conference (DDCLS), Liuzhou, China, 20–22 November 2020. [Early Fault Feature Extraction of Nuclear Main Pump Based on MEMD-1.5 dimensional Teager Energy Spectrum | IEEE Conference Publication | IEEE Xplore](#)
50. Gangsar, P.; Tiwari, R. A support vector machine-based fault diagnostics of Induction motors for practical situation of multi-sensor limited data case. *Measurement* **2019**, *135*, 694–711. [A support vector machine based fault diagnostics of Induction motors for practical situation of multi-sensor limited data case - ScienceDirect](#)