

Survey of Filter Bank Multicarrier (FBMC) as an efficient waveform for 5G

Satwinder Kaur¹, Lavish Kansal², *Gurjot Singh Gaba³, Nuru Safarov⁴

^{1,2,3}School of Electronics & Electrical Engineering, Lovely Professional University, Punjab, India - 144411

⁴School of Electronics & Telecommunications Engineering, Khazar University, Baku, Azerbaijan-AZ1096

¹satwinderkaur244@yahoo.in, ²lavish.15911@lpu.co.in, ⁴nsafarov@khazar.org

*Corresponding Author – ³er.gurjotgaba@gmail.com

Abstract— Filter bank multicarrier is a multicarrier scheme. It is a modulation technique to overcome the Inter Symbol Interference (ISI) and Inter Carrier Interference (ICI). The inter symbol interference is a big challenges in network systems. FBMC is a modification of orthogonal frequency division multiplexing (OFDM). In OFDM cyclic prefix are used for robustness of signal, but by using cyclic prefix orthogonal frequency division multiplexing has some drawbacks. To overcome the drawback of OFDM, use the Filter Bank Multicarrier (FBMC). It provides the efficient bandwidth. To handle this situation modulation techniques are used and other new methods will be used in future. One of them is Filter Bank Multicarrier; it provides high efficiency rather than OFDM.

Keywords: FBMC, OFDM, ICI, ISI

I. INTRODUCTION

FBMC means Filter Bank Multicarrier. The first multicarrier schemes that were based on filter bank developed in 1960 by chang [2]. A channel bank multicarrier intends to beat a portion of the deficiencies that were experienced with OFDM, orthogonal recurrence division multiplexing. One of the fundamental deficiencies emerges from the way that OFDM requires the utilization of what is named a cyclic prefix [4]. The cyclic prefix is basically a duplicate of part of a transmitted image in OFDM

that's attached toward the start of the following.

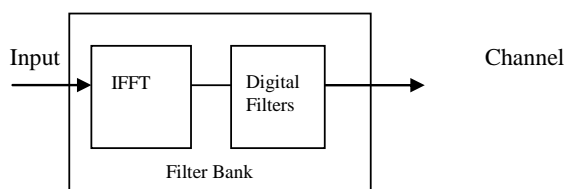


Fig. 1: Basic Diagram of Filter Bank

This repetition decreases the throughput of the transmission and furthermore squanders away control. In FBMC at the input IFFT is used as a modulator and at the receiver side FFT used and it act as a demodulator. A further inconvenience of OFDM is that ghostly localization of the subcarriers is powerless and this outcomes in otherworldly spillage and impedance issues with unsynchronized signs. Channel bank multicarrier is an improvement of OFDM. A Utilizing banks of channels that are executed, commonly consuming advanced standard preparing strategies, FBMC. At the point when transporters were adjusted in an OFDM framework, side lobes spread out either side [1]. With a channel bank framework, the channels are utilized to evacuate these and along these lines a much cleaner bearer comes about.

II. FBMC TRANSMITTER

At the transmitter side used Inverse fast Fourier transform as a modulator.

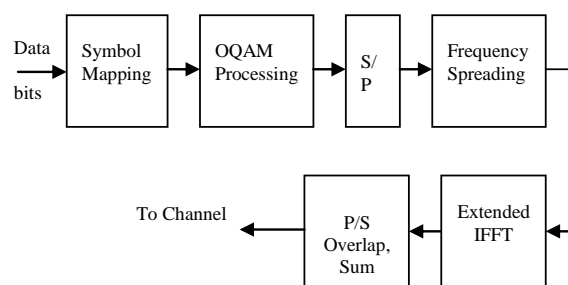


Fig. 2: FBMC transmitter

- **Symbol mapping:** The modulation symbol map is used to generate 16QAM modulated electrical signals, and then

the modulation symbol de-mapper demodulates the signals according to that which type of modulation is used. The symbol mapper's modulation type matches the mapper's modulation type; the original transmitted signal should be matched.

- **OQAM processing:** OQAM pre-handling has two techniques. One is unpredictable to genuine transformation, where the genuine and the fanciful parts of a QAM complex esteemed image. The most vital component is that intricate to genuine change builds the specimen rate by element 2. An operation is the duplication by θ with a specific end goal to keep up orthogonal images.

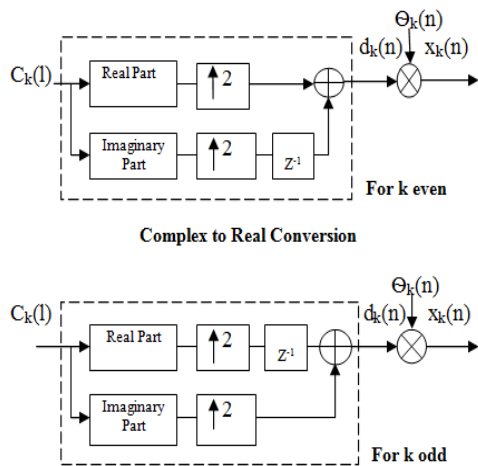


Fig. 3: OQAM pre-processing for even or odd

It comprises of two operations that are double to the preprocessing procedure: the primary operation is the augmentation by $\theta * k, n *$ grouping, where $*$ is the intricate conjugate change and a genuine to-complex transformation. Filter bank synthesis consists on N over samplers followed by N filters. Signals at the input of the filter bank are indeed first oversampled by a factor of $N/2$, and then filtered by the impulse response of $G_k[n]$ the k th filter and is defined by:

$$G_k[n] = G[n] \cdot \exp(j * 2\pi k / N (n - T_p - 1/2)) \quad (1)$$

Where $s[n]$ is a low pass filter called the prototype filter, and is of duration T_p . It is common practice to impose that L_p is a multiple or almost a multiple of N ($T_p = kN, T_p = kN - 1, T_p = kN + 1$ are possible choices).

In which two sorts of channels are utilized, Synthesis and individually examination channel might be actualized with an IFFT taken after by a poly stage arrange structure or a

poly stage organize took after by a FFT separately [Hirosaki1981, Siohan2002] [2]. In filter bank zero frequency carriers are used, and it is called prototype filter. It reduces the out of band ripples, it is essential to increase the number of co-efficient in the time domain and frequency domain.

- **Serial to Parallel (S/P) Conversion:** Transformation of a overflow of information components got in same time arrangement, i.e., each one in turn, into an information stream comprising of different quantities of information components transmitted at the same time. Diverge from parallel-to-serial change [14].
- **Frequency Spreading:** Spread range is a type of remote interchanges in which the recurrence of the transmitted flag is intentionally changed. This outcomes in a considerably more prominent data transfer capacity than the signal would have if its recurrence were not changed.
- **P/S, Overlap & Sum:** Parallel to serial conversion Contrast of serial to parallel. In which each stream of elements received in different time sequence, that's not at a one time, in to a data consisting of single data elements transmitted once time. It is called parallel to serial conversion. The overlap defined as when two singles are mixed with each other is called overlap, but in FBMC signals are not overlap with each other.

III. FBMC RECEIVER

At the receiver side, output of transmitter used as an input of receiver and preceded further. The FBMC receiver blocks are explained below:

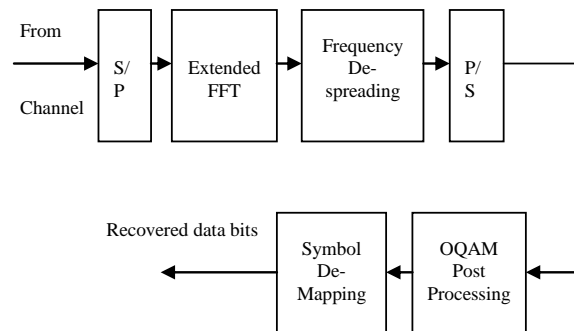


Fig. 4: FBMC receiver

- **Serial to Parallel conversion:** Transformation of a surge of information components got in same time succession, i.e., each one in turn, into an information stream comprising of numerous quantities of information components transmitted at the same time. Contrast with parallel-to-serial conversion [2]. At the receiver side we

used serial to parallel conversion, in which data sequences changes from serial to parallel. In which analysis poly phase filters are used. By using this filters the process of decomposition performed by the filter bank.

- **Extended FFT:** It can be adapted to implement the filter bank, it is just sufficient to extend the IFFT and the FFT. For each arrangement of information, the yield of the IFFT is a piece of KM tests and, since the image rate is 1/M, K sequential IFFT yields cover in the time space. The usage of the recipient depends on an augmented FFT, of size KM. All things considered, the FFT input squares cover, it is the established sliding window circumstance. At the yield of the FFT, the information components are recuperated with the assistance of a weighted de-spreading operation. Because of the covering in the time area of the IFFT yields and FFT inputs, a noteworthy measure of excess is available in the calculations. A proficient way to deal with lessen this excess is the purported PPN-FFT conspire.
- **Frequency de-spreading:** It is opposite of frequency spreading. Gotten baseband waveform is the mix of the transmitted waveform and commotion in the channel.
- **OQAM Post Processing:** In the modulator part, the Synthesis Filter Bank (SFB). The information sources to the SFB are the offset QAM. The IFFT piece basically plays out the adjustment to the subcarrier frequencies. From the equipment perspective, it performs the calculations in a piece preparing way. That is, an arrangement of tests are encouraged into the N branches of the IFFT obstruct on the double and an arrangement of yield tests are created.

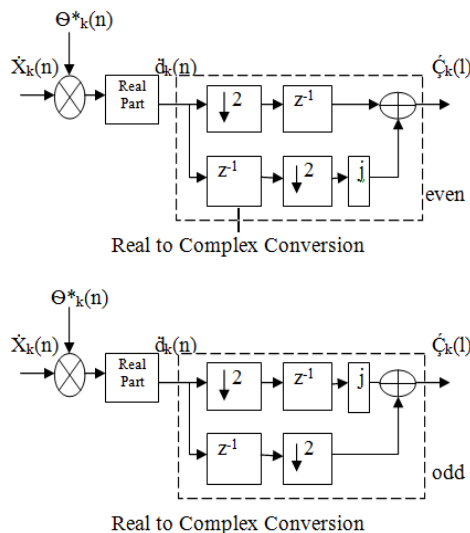


Fig. 5: OQAM post processing in FBMC for k even & odd

After the poly phase filters, the up sampling by an element of N/2 is performed. Through the specific blend of the deferrals and the adders, the subsequent examples from the parallel branches experience a parallel-to-serial transformation. Analysis Filter Bank (AFB) is used in demodulator part. The outputs of the parallel branches are the OQAM symbols which must go through OQAM-post processing which reverses the procedure.

- **Symbol De-mapping:** The de-mapper modulation type matches the mapper's modulation types, where the original transmitted signal should be recovered. In the end, at the receiver data bits are recovered.

IV. MERITS AND DEMERITS OF FBMC

The Merits of filter bank multicarrier are:

- ✓ In which cyclic prefix are not utilized.
- ✓ A similar kind of channels can be utilized for recipient information flag preparing (DSP) and adaptable high determination range utilized [3].
- ✓ Elite range detecting and transmission.
- ✓ Heartiness to tight band jammers and drive commotion.
- ✓ Otherworldly insurance of neighboring client.

Demerits of filter bank multicarrier are:

- ✓ High computational multifaceted nature.
- ✓ Analog radio recurrence execution is basic for usage non-specific range detecting with wide data transfer capacity and high element go.
- ✓ The advancement of numerous information various yield channel bank multicarrier framework is nontrivial and might be exceptionally constrained [3].

V. APPLICATIONS OF FBMC

- **Subjective radio correspondence:** As examination of OFDM, FBMC offers higher otherworldly productivity and more material for the psychological radio system with little size of gaps.
- **Different get to Networks:** In multiuser setting, the uplink of an OFDM arranges utilizes a strategy called various get to impedance cancelation with a specific end goal to meet its essential operational necessities.
- **Access to TV white space (TVWS):** It has adaptability, low contiguous spillage control proportion; recurrence spryness and sharp range move off are essential elements.
- **Control line correspondence:** It is one the most imperative use of channel bank multicarrier.
- **MIMO correspondence:** In Multiple info various yield FBMC frameworks for direct and exceedingly recurrence specific channels, got signs are adulterated by bury image obstruction and entomb radio wire impedance.

VI. CONCLUSION

FBMC is a modification of orthogonal frequency division multiplexing (OFDM). In OFDM cyclic prefix are used for robustness of signal. It is a modulation technique to overcome the Inter Symbol Interference (ISI) and Inter Carrier Interference (ICI). The inter symbol interference is a big challenges in network systems. Performance of the modulation techniques depends upon the strategy used for modulation of signal and reduces the bit error rate, inter symbol interference. The various modulation schemes are used for FBMC. Among these, some approaches are reliable and provide better output signal. It is observed that all the techniques differ in strategies used for filtering and modulation.

REFERENCES

- [1] Saeed Afrasiabi Gorgani, "An Introduction to OFDM/OQAM", pp. 1-18, Berlin, May 2014.
- [2] A. Viholainen, M. Bellanger and M. Huchard, "FBMC Physical Layer: a primer", pp. 1-31, Paris, June 2010.
- [3] Y. Zeng, Y.C. Liang, M. W. Chia and Edward C. Y "FBMC Duplexing: Advantages and Problems", *10th International conference Information Communications and Signal Processing*, pp. 1-5, April 2015
- [4] A. Viholainen, T. Ihlainen, T. H. Stitz, M. Renfors and M. Bellanger, "Prototype filter design for filter bank based multicarrier transmission", *17th European Signal processing conference*, pp. 1359-1363, Glasgow, August 2009.
- [5] J. Chunkath, Arjun S.S, V.S. Sheeba and A. Raj, "Performance Improvement Of Multicarrier Systems Using Wavelet Filter Banks", *International Conference on Emerging Trends in Engineering, Science and Technology*, Vol. 24, pp. 775-781, Thrissu, 2016
- [6] D. Mattera, M. Tandra, M. Bellanger, "Filter Bank Multicarrier with PAM Modulation for Future Wireless Systems", *IEEE conference*, Vol. 120, pp. 594-606, France, March 2016.
- [7] M. Renfors, P. Siohan, B. Farhang-Boroujeny and F. Bader, "Filter Banks for Next Generation Multicarrier Wireless Communications", *EURASIP Journal on Advances in Signal Processing*, Vol. 2010, pp. 2, 2010.
- [8] M. Xu, J. Zhang, F. Lu, J. Wang, L. Cheng, H. Cho, M. I. Khalil, D. Guidotti and G. K. Chang, "FBMC in Next-Generation Mobile Front haul Networks with Centralized Pre-Equalization", *IEEE Photonics Technology Letters*, Vol. 28, Issue 18, pp. 1912-1915, September 2016.
- [9] L. Chettri, R. Bera and D. Bhaskar, "Design and Simulation of OQAM based Filter Bank multicarrier (FBMC) for 5G wireless communication systems" *24th IRF International Conference*, pp. 1-6, Bengaluru, May 2016.
- [10] D. Mattera, M. Tandra, M. Bellanger, "Filter Bank Multicarrier with PAM Modulation for Future Wireless Systems", *IEEE conference*, Vol. 120, pp. 594-606, France, March 2016.
- [11] L. Kaiming, H. Jundan, Z. Peng and L. Yuan "PAPR reduction for FBMC-OQAM systems using P-PTS scheme", *The Journal of China Universities of Posts and Telecommunications*, Vol. 22, Issue 6, pp. 78-85, China, December 2015.
- [12] Q. H and A. Schmeink, "Comparison and evaluation between FBMC and OFDM systems", *19th international ITG workshop on smart antennas (WSA)*, pp. 1-7, Germany, March 2015.
- [13] R. Gerzaguet, N. Bartzoudis, L. G. Baltar, V. Berg, J. B. Dore, D. Ktenas, O. F. Bach, X. Mestre, M. Payaro, M. Farber and K. Roth, "The 5G candidate waveform race: a comparison of complexity and performance", *EURASIP Journal on Wireless Communications and Networking*, pp. 1-6, January 2017.
- [14] D. Jeon, S. Kim, B. Kwon, H. Lee, S. Lee, "Prototype filter design for QAM-based filter bank multicarrier system", *Digital Signal Processing*, Vol. 57, pp. 66-78, Korea, June 2016.

